

BUSINESS PAPER

ORDINARY MEETING

THURSDAY 22ND OCTOBER 2020

WARREN SHIRE COUNCIL

AGENDA - ORDINARY COUNCIL MEETING

22nd October 2020

1. OPEN MEETING

2. APOLOGIES AND APPLICATIONS FOR LEAVE OF ABSENCE BY COUNCILLORS

3. CONFIRMATION OF MINUTES

Ordinary Meeting held on Thursday, 24th September 2020.

4. DISCLOSURES OF INTERESTS

5. MAYORAL MINUTE(S)

6. REPORTS OF COMMITTEES

Meeting of the Sporting Facilities Committee
held on Wednesday, 24th September 2020 (S21-2.1)

Meeting of the Ewenmar Waste Depot Sunset Committee
held on Tuesday, 6th October 2020 (C14-3.23)

Meeting of Manex held on Tuesday, 13th October 2020 (C14-3.4)

Meeting of the Internal Audit Committee
held on Wednesday, 14th October 2020 (A1-3)

Meeting of the Warren Airport Committee held on
Thursday, 15th October 2020 (C14-2.3)

7. REPORTS TO COUNCIL

REPORTS OF DELEGATES

Nil.

POLICY

Nil.

7. REPORTS TO COUNCIL**CONTINUED****REPORTS OF THE GENERAL MANAGER**

Item 1	Outstanding Reports Checklist (C14-7.4)	Page 1
Item 2	Committee/Delegates Meetings (C14-2)	Page 4

REPORTS OF THE DIVISIONAL MANAGER FINANCE AND ADMINISTRATION

Item 1	Réconciliation Certificate – September 2020 (B1-10.16)	Page 1
Item 2	Statement of Rates and Annual Charges as at 8th October 2020 (R1-4)	Page 4
Item 3	Adoption of Asset Management Plans (A13-2)	Page 6
Item 4	Sale of Land – 135 Dubbo Street Warren (S1-1.46)	Page 9
Item 5	September 2020 Budget Review (A1-4.39)	Page 11

REPORTS OF THE DIVISIONAL MANAGER ENGINEERING SERVICES

Item 1	Pumps, Bores and Reservoirs – Stafford Street Reservoir (W2-1) .	Page 1
--------	--	--------

8. NOTICES OF MOTIONS/QUESTIONS WITH NOTICE

Item 1	Request for detailed reports on: <ol style="list-style-type: none"> 1. Warren Town Levee; 2. Two (2) new Council houses; and 3. Warren War Memorial Swimming Pool.
--------	---

9. MATTERS OF URGENCY

Nil.

10. CONFIDENTIAL MATTERS

Nil.

11. CONCLUSION OF MEETING**PRESENTATIONS**

Nil.

SPORTING FACILITIES COMMITTEE MEETING

Attached are the Minutes of the Sporting Facilities Committee Meeting held on Wednesday 24th September 2020.

RECOMMENDATION:

That the Minutes of the Meeting of the Sports Facilities Committee held on the 24th August 2020 be received and noted and the following recommendations be adopted:

ITEM 6 CENTRE MANAGER REPORT – WSCC GYM ASSET REPLACEMENT FIVE YEAR PLAN AMENDMENT (\$1-1.45)

1. The Centre Manager purchase a Cross Fit Rig including all mounting attachments and Plyometric Boxes in favour of an assisted dip-chin-up machine and medicine ball set
2. The Centre Manager review the WSCC Gym Asset Replacement Five Year Plan in consultation with gym members and report back to the Sporting Facilities Committee with an updated replacement program

ITEM 7 GENERAL MANAGER REPORT – SWIMMING POOL MASTER PLAN (\$19-2)

1. The Draft Warren Swimming Pool Master Plan be publicly displayed to seek further community input for a period of 28 days and that the Warren Sporting Facilities Committee review the community comments and make final adjustments prior to Council adoption; and
2. Council commences to look for grant funding to undertake the projects identified in the draft Master Plan.

WARREN SHIRE COUNCIL

Minutes of the Sporting Facilities Committee meeting held at the Warren War Memorial Swimming Pool, Warren on Wednesday the 24th September 2020 commencing at 2:36pm

Present:

Councillor MJ Quigley (Chairman)
Councillor KR Irving
Councillor KW Taylor
Wesley Hamilton (Centre Manager)
Rolly Lawford (Divisional Manager of Engineering Services)
Glenn Wilcox (General Manager)
Maryanne Stephens (Manager of Health and Development)

ITEM 1 APOLOGIES

An apology was tendered on behalf of Councillor BD Williamson and it was **MOVED** that a leave of absence be granted for this meeting.

Carried

ITEM 2 CONFIRMATION OF MINUTES OF THE SPORTING FACILITIES COMMITTEE MEETING 12TH AUGUST 2020

MOVED that the Minutes of the Meeting held on the 12th August 2020 be accepted as a true and correct record of that meeting.

Carried

ITEM 3 BUSINESS ARISING FROM MINUTES

Discussion was held into providing an updated financial report on the Swimming Pool as a regular agenda item for the Sporting Facilities Committee. Item to be added to future meetings as a regular agenda item.

Carried

WARREN SHIRE COUNCIL

Minutes of the Sporting Facilities Committee meeting held at the Warren War Memorial Swimming Pool, Warren on Wednesday the 24th September 2020 commencing at 2:36pm

ITEM 4 ACTION CHECKLIST

<i>Date</i>	<i>Outstanding Matter</i>	<i>Officer Resp.</i>	<i>Response/Request/Comment</i>	<i>Completion Date</i>
12.10.2016	Matting at practice nets	CM	To be included in Carter Oval redevelopment plan. Investigate suitable grant for local sporting club to apply for.	Pending
21.02.2018	Research replacement of pool facilities	MHD	Management and works program to be established. Assessment of what projects have been completed to date including expenditures be completed. Draft development plan in process	2020
21.02.2018	Victoria Park Master Plan	MHD	Crown Land Management Plan has been received and reviewed. Plan to be reviewed for comment by stake holders of Victoria Park before being implemented.	2020
04.04.2018	Installation of Sealed Netball / Basketball Courts	IPM/DMES	Turf and irrigation lines to be installed surrounding outdoor courts.	2020
31.07.2019	Carter Oval Upgrade	IPM	Program has commenced. Establishing project management / works program.	2021
*12.02.2020	Quote to install reverse cycle air-conditioning WSCC	CM	Complete. Add to capital improvements	August 2020
12.08.2020	Electronic Score board	CM	Council to provide 75% and local Clubs to contribute 25%	June 2021
12.08.2020	Water temp of the pool to be monitored	PM	Monitor pool temp weekly and report back to committee	Feb 2021
*12.08.2020	Letters sent to Gym members regarding compensation for new restricted hours.	CM	Complete.	Aug 2020

MOVED that:

1. The Action Checklist progress be received and noted; and
2. Items marked with an asterisk (*) be deleted.

Carried

WARREN SHIRE COUNCIL

Minutes of the Sporting Facilities Committee meeting held at the Warren War Memorial Swimming Pool, Warren on Wednesday the 24th September 2020 commencing at 2:36pm

ITEM 5 FINANCIAL REPORT

MOVED that the information be received and noted.

Carried

ITEM 6 CENTRE MANAGER REPORT – WSCC GYM ASSET REPLACEMENT FIVE YEAR PLAN AMENDMENT (S1-1.45)

MOVED that:

1. The information be received and noted
2. The Centre Manager purchase a Cross Fit Rig including all mounting attachments and Plyometric Boxes in favour of an assisted dip-chin-up machine and medicine ball set
3. The Centre Manager review the WSCC Gym Asset Replacement Five Year Plan in consultation with gym members and report back to the Sporting Facilities Committee with an updated replacement program

Carried

ITEM 7 GENERAL MANAGER REPORT – SWIMMING POOL MASTER PLAN (S19-2)

MOVED that:

1. The Draft Warren Swimming Pool Master Plan be publicly displayed to seek further community input for a period of 28 days and that the Warren Sporting Facilities Committee review the community comments and make final adjustments prior to Council adoption; and
2. Council commences to look for grant funding to undertake the projects identified in the draft Master Plan.

Carried

ITEM 8 GENERAL BUSINESS WITHOUT NOTICE

- Councillors completed an inspection of the pool facilities post council meeting today
- Pest and termite inspection was recently completed at the Warren Sporting and Cultural Centre. Termite activity was found underneath the building. Contractors have been arranged to treat the area in October 2020
- An update of works being completed at the pool was discussed. It was estimated that the pool will be open by the middle of October 2020. A more accurate date will be available in the coming weeks

Carried

ITEM 9 DATE OF NEXT MEETING

TBA.

THERE BEING NO FURTHER BUSINESS THE MEETING CLOSED AT 4.00 PM.

EWENMAR WASTE DEPOT SUNSET COMMITTEE MEETING

Attached are the Minutes of the meeting of the Ewenmar Waste Depot Sunset Committee Meeting held on Tuesday, 6th October 2020.

RECOMMENDATION:

That the Minutes of the Meeting of the Ewenmar Waste Depot Sunset Committee Meeting held on Tuesday 6th October 2020, be received and noted and the following recommendations be adopted:

ITEM 5.1 EWENMAR WASTE DEPOT TRANSFER STATION

(G2-5.4)

That the revised detailed construction plans are accepted for the purpose of requesting quotations to develop and construct the transfer station.

WARREN SHIRE COUNCIL

Minutes of the Ewenmar Waste Depot Sunset Committee Meeting held in the Council Chambers on Tuesday, 6th October 2020 commencing at 3:40pm

Present: Councillor Pauline Serdity (Chairperson)
Councillor Heather Druce
Councillor Katrina Walker
Rolly Lawford (Divisional Manager Engineering Services - DMES)
Raymond Burns (Town Services Manager)
Cassy Mitchell (Minute Taker)

ITEM 1 APOLOGIES

Maryanne Stephens (Manager Health and Development Services - MHD)

ITEM 2 MINUTES OF THE MEETING HELD THURSDAY 7TH MAY 2020

MOVED Druce/Walker that the Minutes of the Meeting held on Tuesday 21st July 2020 be accepted as a true and correct record of that meeting.

Carried

ITEM 3 BUSINESS ARISING FROM MINUTES

- Update on where things are with the Drum Muster Project.
 - Look at having a designated spot to drop off electronics.
-

ITEM 4 ACTION CHECKLIST

RECOMMENDATION TO COUNCIL:

MOVED Walker/Druce that the information be received and noted, and the item(s) marked with (*) be deleted.

Carried

ITEM 5.1 EWENMAR WASTE DEPOT TRANSFER STATION

(G2-5.4)

RECOMMENDATION TO COUNCIL:

MOVED Walker/Druce That the revised detailed construction plans(Attached) are accepted for the purpose of requesting quotations to develop and construct the transfer station.

Carried

GENERAL BUSINESS

- Wind blowing rubbish out the gate way.
 - No objections to advertising progress.
-

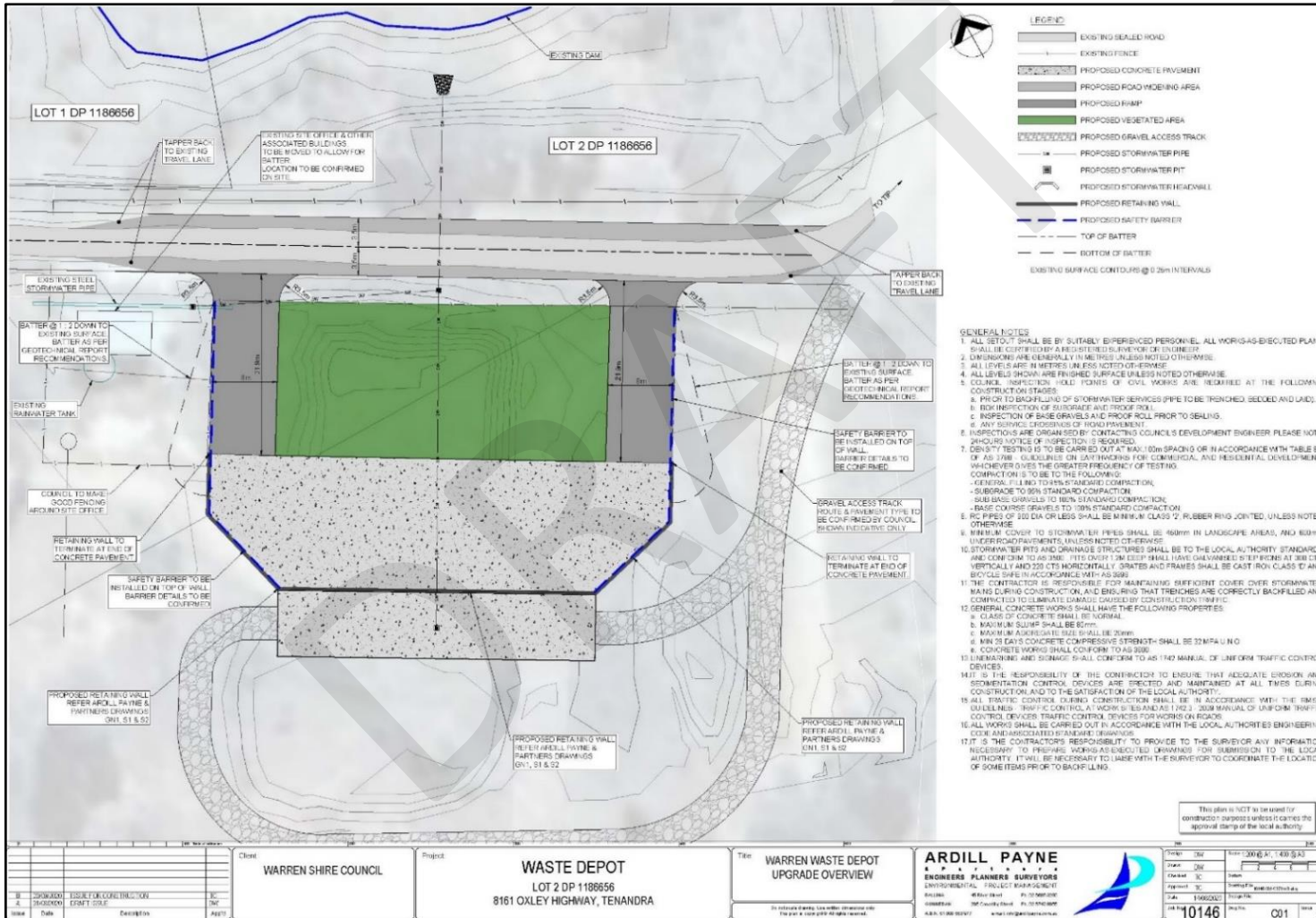
WARREN SHIRE COUNCIL

Minutes of the Ewenmar Waste Depot Sunset Committee Meeting held in the Council Chambers on Tuesday, 6th October 2020 commencing at 3:40pm

ITEM 5.1

ATTACHMENT A - TRANSFER STATION OVERALL AREA - EWENMAR WASTE DEPOT TRANSFER STATION

CONTINUED



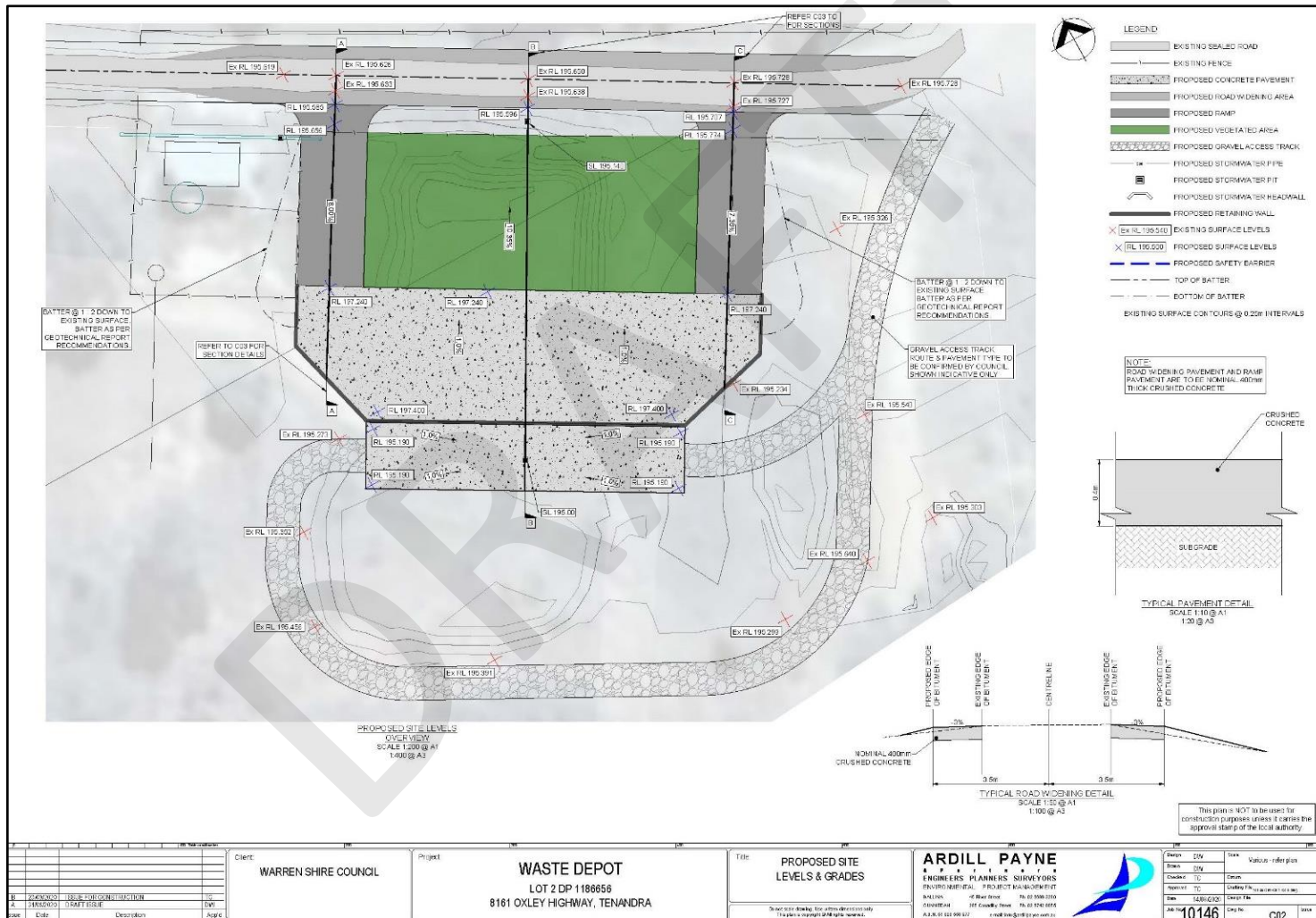
WARREN SHIRE COUNCIL

Minutes of the Ewenmar Waste Depot Sunset Committee Meeting
 held in the Council Chambers
 on Tuesday, 6th October 2020 commencing at 3:40pm

ITEM 5.1

ATTACHMENT A - TRANSFER STATION OVERALL AREA - EWENMAR WASTE DEPOT TRANSFER STATION

CONTINUED



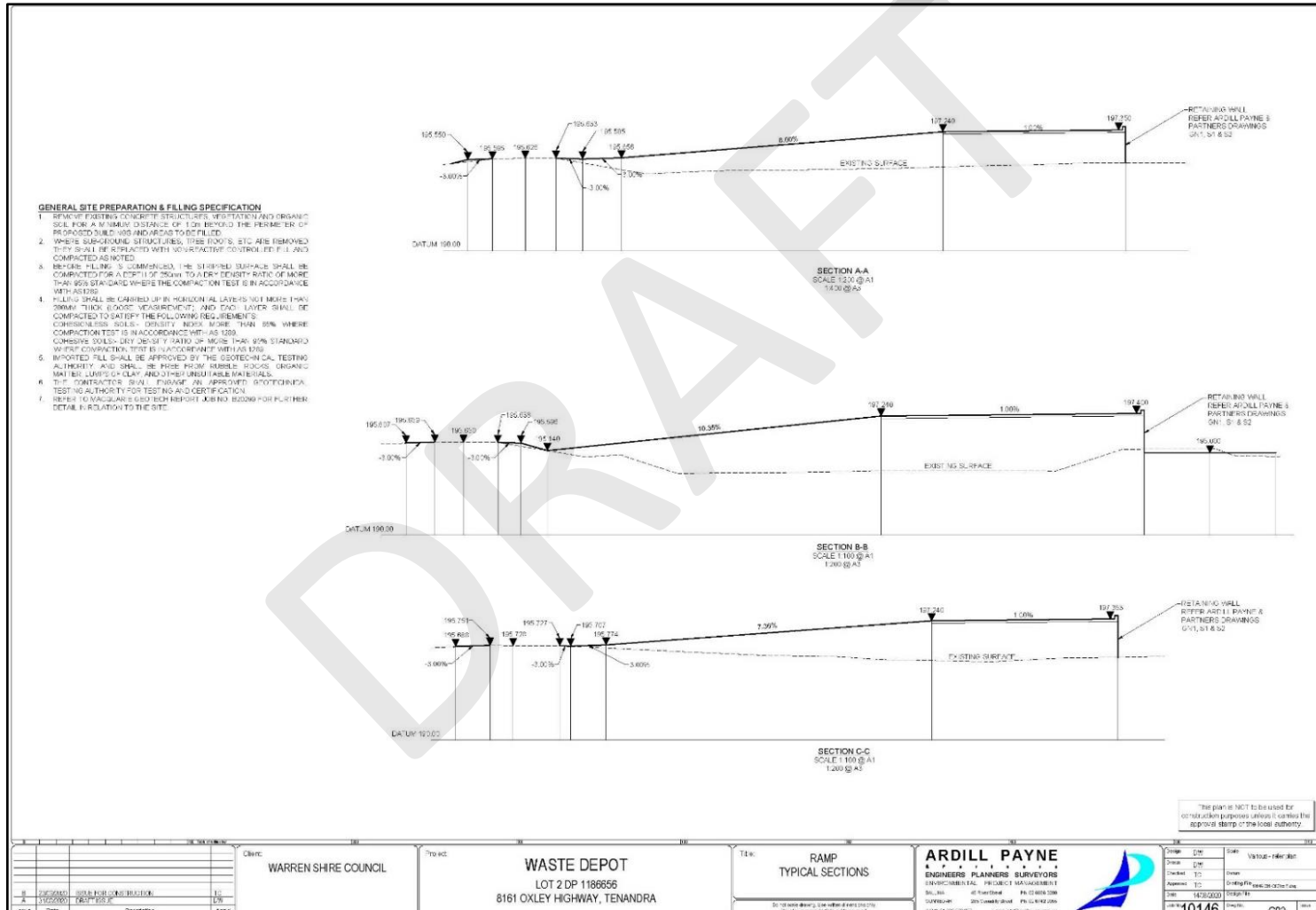
WARREN SHIRE COUNCIL

Minutes of the Ewenmar Waste Depot Sunset Committee Meeting
 held in the Council Chambers
 on Tuesday, 6th October 2020 commencing at 3:40pm

ITEM 5.1

ATTACHMENT A - TRANSFER STATION OVERALL AREA - EWENMAR WASTE DEPOT TRANSFER STATION

CONTINUED



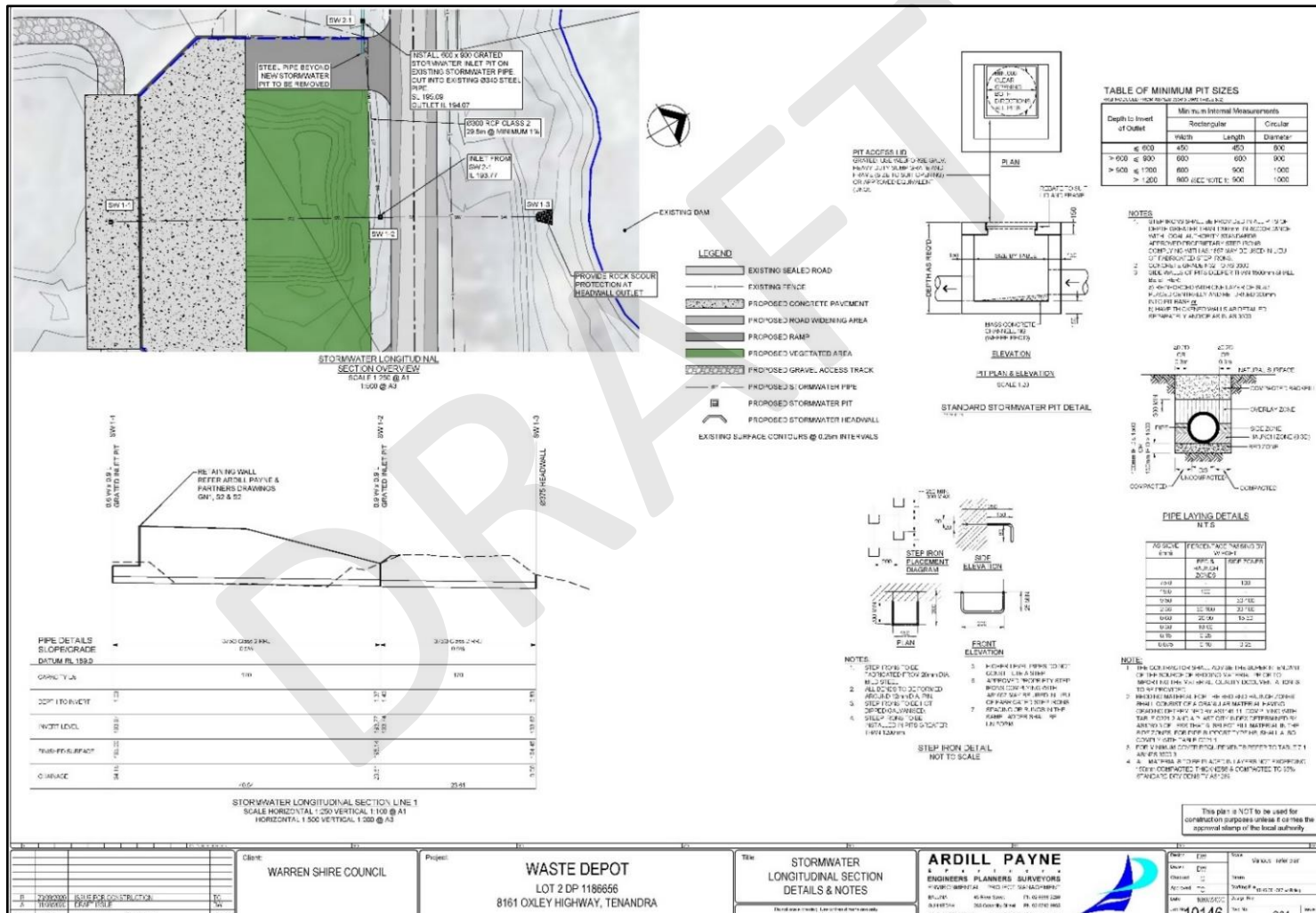
WARREN SHIRE COUNCIL

Minutes of the Ewenmar Waste Depot Sunset Committee Meeting held in the Council Chambers on Tuesday, 6th October 2020 commencing at 3:40pm

ITEM 5.1

ATTACHMENT A - TRANSFER STATION OVERALL AREA - EWENMAR WASTE DEPOT TRANSFER STATION

CONTINUED



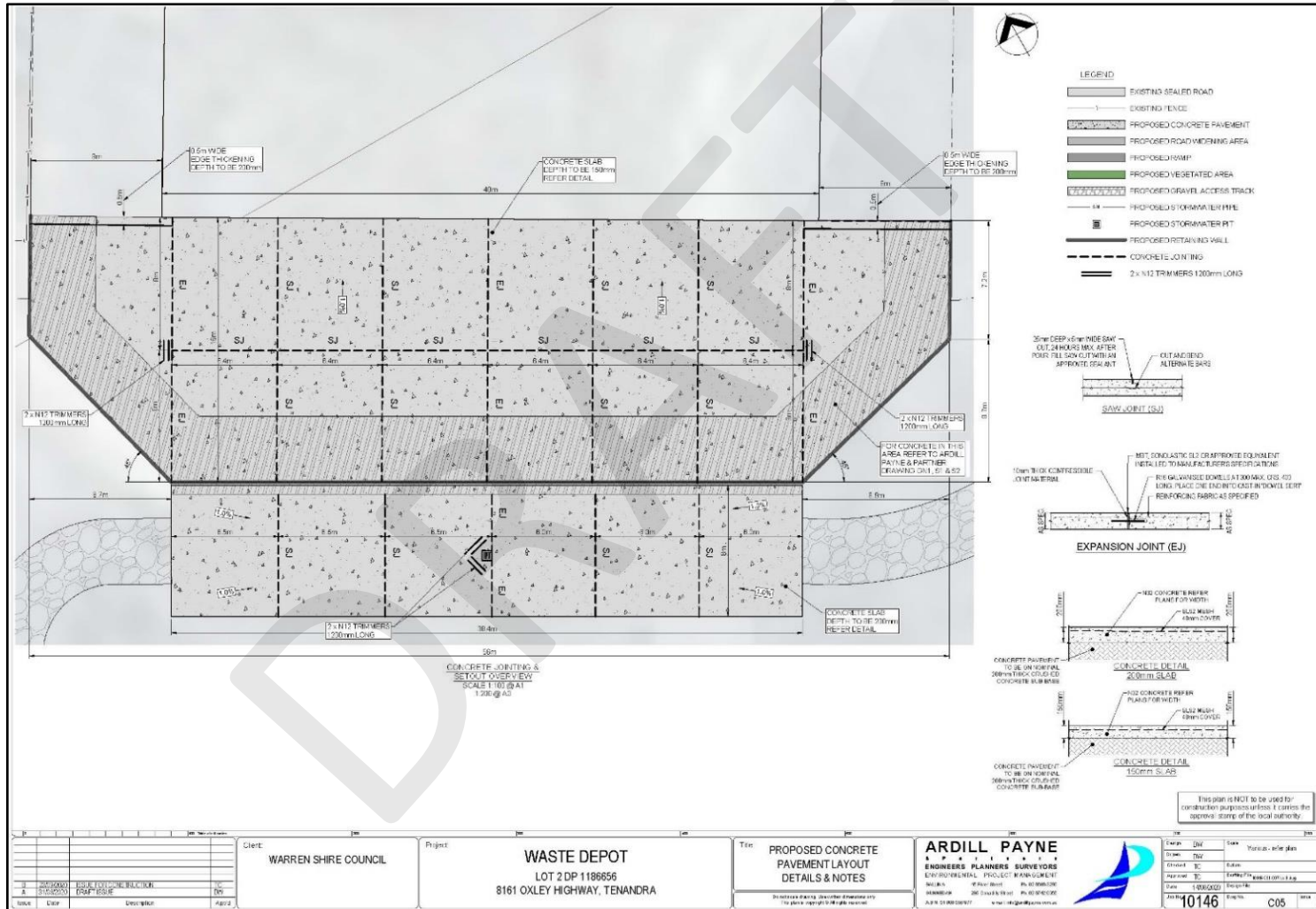
WARREN SHIRE COUNCIL

Minutes of the Ewenmar Waste Depot Sunset Committee Meeting
held in the Council Chambers
on Tuesday, 6th October 2020 commencing at 3:40pm

ITEM 5.1

ATTACHMENT A - TRANSFER STATION OVERALL AREA - EWENMAR WASTE DEPOT TRANSFER STATION

CONTINUED



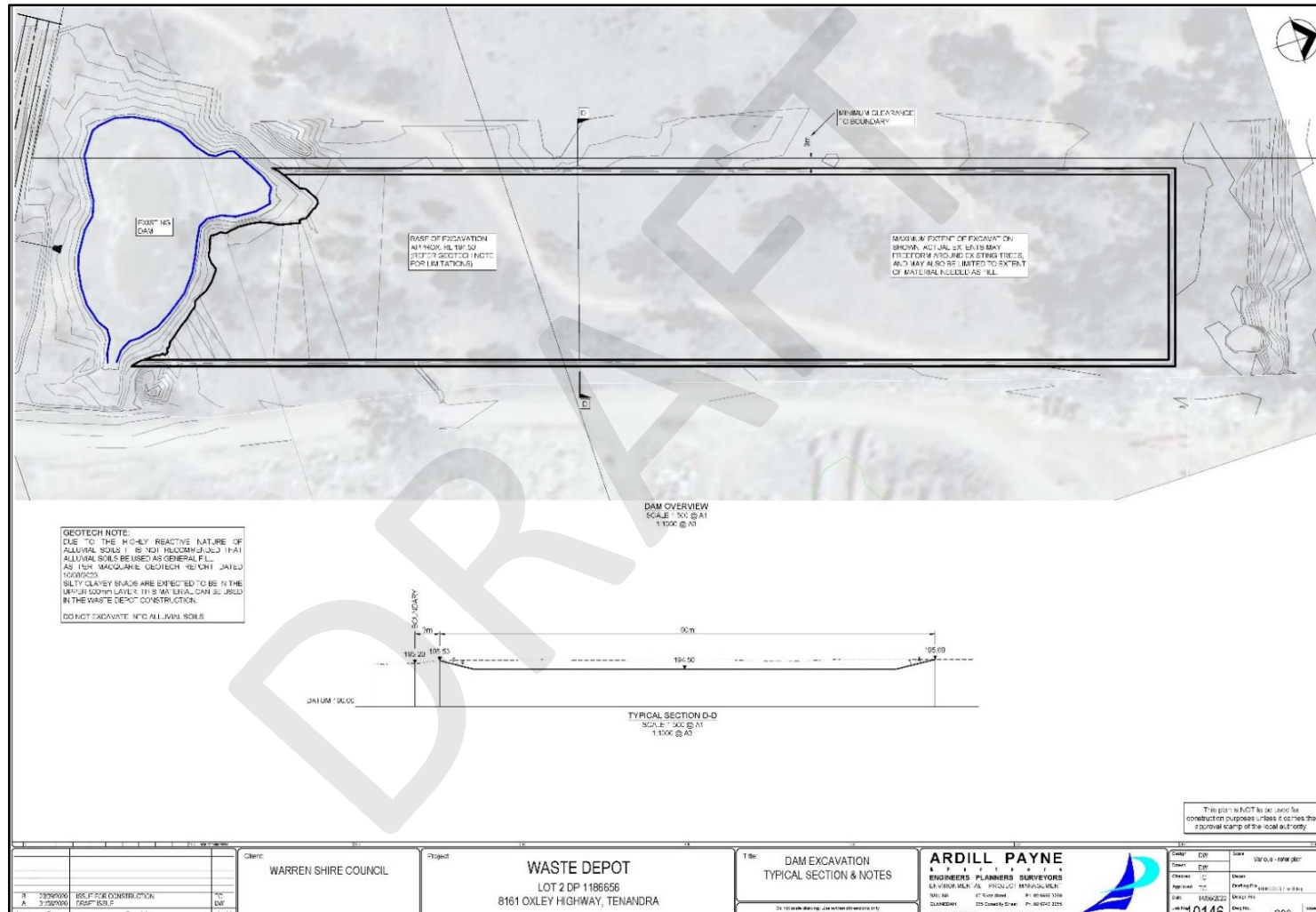
WARREN SHIRE COUNCIL

Report of the Manager of Health and Development to the Ewenmar Waste Depot Sunset Committee to be held 4pm in the Council Chambers, Tuesday 6th October 2020

ITEM 5.1

ATTACHMENT A - TRANSFER STATION OVERALL AREA - EWENMAR WASTE DEPOT TRANSFER STATION

CONTINUED



WARREN SHIRE COUNCIL

Report of the Manager of Health and Development to the Ewenmar Waste Depot Sunset Committee to be held 4pm in the Council Chambers, Tuesday 6th October 2020

ITEM 5.1

ATTACHMENT B - TRANSFER STATION RETAINING WALL - EWENMAR WASTE DEPOT TRANSFER STATION

CONTINUED

<p>GENERAL NOTES</p> <ol style="list-style-type: none"> 1. THE DRAWINGS ARE TO BE READ IN CONJUNCTION WITH THE ARCHITECT'S DRAWINGS AND THE SPECIFICATION. ANY DISCREPANCY TO BE REFERRED TO THE ENGINEER IN WRITING. 2. ALL DIMENSIONS ARE TO BE CHECKED ON SITE BEFORE WORK COMMENCES. 3. DIMENSIONS SHALL NOT BE OBTAINED BY SCALING THE STRUCTURAL DRAWINGS. 4. THE CONTRACTOR IS RESPONSIBLE FOR ENSURING ALL CONSTRUCTION AND TEMPORARY WORKS ARE STABLE AT ALL TIMES. THE DESIGN AND CERTIFICATION OF ALL FORMWORK AND BACKPROPPING IS THE RESPONSIBILITY OF THE CONTRACTOR. 5. ALL WORKMANSHIP AND MATERIALS TO BE IN ACCORDANCE WITH THE BCA, CURRENT AUSTRALIAN STANDARDS, AND LOCAL COUNCIL REQUIREMENTS. 6. TEMPORARY PREVENTATIVE MEASURES TO BE INCORPORATED BY BUILDER AND DETAIL BY OTHERS. <p>GRANULAR FILL COMPACTION NOTES</p> <ol style="list-style-type: none"> 1. CONSOLIDATED GRANULAR FILL SHALL BE PLACED IN 150 MAX LAYERS AND COMPACTED TO ACHIEVE A DENSITY INDEX OF NOT LESS THAN 95. 2. WHERE FILL HEIGHT EXCEEDS 500, COMPACTION SHALL BE TESTED BY AN APPROVED MEMBER OF THE N.A.T.A. <p>CONCRETE BLOCKWORK MASONRY NOTES</p> <ol style="list-style-type: none"> 1. CONCRETE BLOCK MASONRY WORK SHALL BE EXECUTED IN ACCORDANCE WITH THE CURRENT EDITION OF: AS 3700-MASONRY STRUCTURES. 2. MASONRY UNITS SHALL COMPLY WITH THE FOLLOWING MINIMUM STRENGTH REQUIREMENTS. <ul style="list-style-type: none"> • BLOCKWORK - f_{uc} 15 MPa • MASONRY BRICK - f_{uc} 20 MPa 3. ALL MORTAR DROPPINGS TO BE REMOVED FROM BOTTOM OF THE CAVITY BEFORE CONCRETING BY THE USE OF CLEAN-OUT BLOCKS OR AS APPROVED BY THE ENGINEER. 4. COVER TO REINFORCEMENT SHALL BE 30mm FROM INSIDE FACE OF BLOCK UNLESS NOTED OTHERWISE. 5. CONCRETE MIX USED TO FILL CAVITY TO BE GRADE S20 AS FOLLOWS <ul style="list-style-type: none"> • SLUMP OF 200mm • MAXIMUM AGGREGATE SIZE 10mm • MINIMUM CEMENT CONTENT OF 360 kg/m³ 6. CORE FILL 9 COURSES MAX (1800mm LIFT HEIGHT PLACED AT ANY ONE TIME) 7. SLABS SUPPORTED ON LOAD BEARING BLOCKWORK TO HAVE TWO LAYERS OF BITUMEN COATED ALUMINUM DAMP-PROOF COURSE MATERIAL LAID ON A FLAT SURFACE SEPARATING SLAB FROM BLOCKS EXCEPT WHERE REINFORCED AGAINST JOINT. 8. NO CHASES OTHER THAN THOSE SPECIFIED ARE PERMITTED IN LOAD BEARING BLOCKWORK OR MASONRY. 9. VERTICAL CONTROL JOINTS ARE TO BE PROVIDED AT 5 METRE MAX CENTRES (L&D). 10. BLOCKWORK MUST NOT BE BUILT ON CONCRETE SLABS OR BEAMS UNTIL FORMWORK SUPPORTING FRAME HAS BEEN REMOVED. 11. MORTAR TO BE CLASSIFICATION M3 (AS 3700) 12. MINIMUM DURABILITY CLASSIFICATION OF BUILT-IN COMPONENTS TO BE B3 (AS 3700) 	<p>CONCRETE NOTES</p> <ol style="list-style-type: none"> 1. ALL WORKMANSHIP AND MATERIALS SHALL BE IN ACCORDANCE WITH A.S. 3600. 2. THE EXPOSURE CLASSIFICATION IN ACCORDANCE WITH AS3600 IS AS FOLLOWS: <ul style="list-style-type: none"> • SLABS <ul style="list-style-type: none"> • GROUND CONTACT — A2 • INTERIOR SLAB — N4 • EXTERIOR SLAB — A2 <p>CONCRETE QUALITY</p> <ol style="list-style-type: none"> 1. CHARACTERISTIC COMPRESSIVE STRENGTH f_{ck} IN AS 1979 AT 28 DAYS <ul style="list-style-type: none"> • LOCATION f_{ck} MPa SLUMP mm AGGREGATE mm • FOOTINGS M32 80 20 • GROUND SLABS M32 80 20 2. S20 DENOTES 20 MPa CONCRETE (REFER CONCRETE BLOCK MASONRY NOTES & S40 DENOTES 40 MPa CONCRETE, BOTH TO CONTAIN "XYPEX" ADDITIVE IN ACCORDANCE WITH MANUFACTURER'S INSTRUCTIONS TO PROVIDE A WATERPROOF CONSTRUCTION. <p>CONCRETE COVER</p> <ol style="list-style-type: none"> 1. PROVIDE BAR SUPPORTS OR SPACERS TO GIVE THE FOLLOWING CONCRETE COVER TO ALL REINFORCEMENT UNLESS NOTED OTHERWISE ON DRAWINGS. <ul style="list-style-type: none"> • LOCATION COVER mm • FOOTINGS (ALL FACES) • GROUND SLABS (TOP) 50 2. COVER TO REINFORCEMENT ENDS TO 30±5mm L&D. 3. ALL CONCRETE IS TO BE VIBRATED. 4. NO HOLES OR CHASES OTHER THAN THOSE SHOWN ON THE STRUCTURAL DRAWINGS SHALL BE MADE IN CONCRETE MEMBERS WITHOUT THE PRIOR APPROVAL OF THE ENGINEER. <p>BAR CHAIRS</p> <ol style="list-style-type: none"> 1. PLASTIC CHAIRS ONLY SHALL BE USED (EXCEPT FOR SLABS ON GROUND AND FOOTINGS). 2. ALL CHAIRS SHALL BE LOCATED AT 800 MAX. CTRS (BOTH TO SUPPORT REINFORCEMENT AND GIVE THE CORRECT CONCRETE COVER. CONDUITS, PIPES, ETC. ARE NOT TO BE PLACED IN CONCRETE COVER. 3. CONSTRUCTION JOINTS WHERE NOT SHOWN SHALL BE LOCATED TO THE APPROVAL OF THE ENGINEER. 4. SIZES OF CONCRETE ELEMENTS DO NOT INCLUDE THICKNESS OF APPLIED FINISHES. 5. ALL CONCRETE SURFACES ARE TO BE CURED BY AN APPROVED METHOD FOR SEVEN DAYS IMMEDIATELY AFTER CONCRETE IS HARD. <p>REINFORCEMENT SYMBOLS</p> <ul style="list-style-type: none"> • N - DENOTES GRADE 500 NORMAL DUTILITY DEFORMED BAR. • R - DENOTES GRADE 250 R HOT ROLLED PLAIN BAR. • W - DENOTES HARD-DRAWN PLAIN WIRE. • RP - DENOTES GRADE 500 RIBBED WIRE REINFORCING FABRIC. • SL/R - DENOTES GRADE 500 LOW DUTILITY RIBBED FABRIC. <ol style="list-style-type: none"> 1. THE NUMBER IMMEDIATELY FOLLOWING THESE SYMBOLS IS THE BAR DIAMETER. 2. REINFORCEMENT SHALL COMPLY WITH AS 4671. 3. BAR BENDING SHAPES ARE IN ACCORDANCE WITH THE CONCRETE INST OF AUSTR. 4. TYPICAL REINFORCEMENT NOTATION SHOWN THUS 3-N12-L1-330-D <div style="margin-left: 20px;"> <p style="margin-left: 20px;"> DENOTES PLACEMENT LAYER (IF REQUIRED) DENOTES BAR SPACING DENOTES BAR SHAPE (BLANK IF STRAIGHT) DENOTES NUMBER OF BARS (IF REQUIRED) </p> </div> <p>REINFORCEMENT LAYERS</p> <ul style="list-style-type: none"> • BARS MARKED "A" - LAY FIRST IN BOTTOM • BARS MARKED "B" - LAY SECOND IN BOTTOM • BARS MARKED "C" - LAY FIRST IN TOP • BARS MARKED "D" - LAY SECOND IN TOP <p>CAST-IN STEELWORK</p> <ol style="list-style-type: none"> 1. UNLESS NOTED OTHERWISE ALL CAST-IN STEELWORK INCLUDING HD BOLTS TO BE HOT DIPPED GALVANISED <p>FORMWORK</p> <ol style="list-style-type: none"> 1. THE FORMWORK CONTRACTOR SHALL BE RESPONSIBLE FOR THE DESIGN, CERTIFICATION AND STRIPPING PROCEDURE. 2. MINIMUM STRIPPING TIMES FOR FORMWORK SHALL BE AS RECOMMENDED IN AS3610 OR AS DIRECTED BY THE ENGINEER. <p>REINFORCEMENT LAPS</p> <ol style="list-style-type: none"> 1. LAPS AND SPLICES TO REINFORCEMENT SHALL BE MADE ONLY IN THE POSITIONS AND TO THE DIMENSIONS SHOWN. <table border="1" style="margin-left: 20px; border-collapse: collapse; width: 100px;"> <thead> <tr> <th>BAR SIZE</th> <th>LAP LENGTH</th> </tr> </thead> <tbody> <tr> <td>N12</td> <td>500</td> </tr> <tr> <td>N14</td> <td>750</td> </tr> <tr> <td>N20</td> <td>1150</td> </tr> </tbody> </table>	BAR SIZE	LAP LENGTH	N12	500	N14	750	N20	1150	<p>CONCRETE LEGEND AND NOTATIONS</p> <table style="width: 100%; border-collapse: collapse;"> <tr> <td style="width: 20px; border: 1px solid black;">AF</td> <td>DENOTES ABELFLEX</td> </tr> <tr> <td style="width: 20px; border: 1px solid black;">NS</td> <td>DENOTES NEAR SIDE</td> </tr> <tr> <td style="width: 20px; border: 1px solid black;">FS</td> <td>DENOTES FAR SIDE</td> </tr> <tr> <td style="width: 20px; border: 1px solid black;">B</td> <td>DENOTES BOTTOM</td> </tr> <tr> <td style="width: 20px; border: 1px solid black;">T</td> <td>DENOTES TOP</td> </tr> <tr> <td style="width: 20px; border: 1px solid black;">TB</td> <td>DENOTES TOP & BOTTOM</td> </tr> <tr> <td style="width: 20px; border: 1px solid black;">NF</td> <td>DENOTES NEAR FACE</td> </tr> <tr> <td style="width: 20px; border: 1px solid black;">FF</td> <td>DENOTES FAR FACE</td> </tr> <tr> <td style="width: 20px; border: 1px solid black;">EF</td> <td>DENOTES EACH FACE</td> </tr> <tr> <td style="width: 20px; border: 1px solid black;">EW</td> <td>DENOTES EACH WAY</td> </tr> <tr> <td style="width: 20px; border: 1px solid black;">G15</td> <td>DENOTES 15 MPa STRUCTURAL CONCRETE BLOCKS</td> </tr> </table>	AF	DENOTES ABELFLEX	NS	DENOTES NEAR SIDE	FS	DENOTES FAR SIDE	B	DENOTES BOTTOM	T	DENOTES TOP	TB	DENOTES TOP & BOTTOM	NF	DENOTES NEAR FACE	FF	DENOTES FAR FACE	EF	DENOTES EACH FACE	EW	DENOTES EACH WAY	G15	DENOTES 15 MPa STRUCTURAL CONCRETE BLOCKS																																																																		
BAR SIZE	LAP LENGTH																																																																																																	
N12	500																																																																																																	
N14	750																																																																																																	
N20	1150																																																																																																	
AF	DENOTES ABELFLEX																																																																																																	
NS	DENOTES NEAR SIDE																																																																																																	
FS	DENOTES FAR SIDE																																																																																																	
B	DENOTES BOTTOM																																																																																																	
T	DENOTES TOP																																																																																																	
TB	DENOTES TOP & BOTTOM																																																																																																	
NF	DENOTES NEAR FACE																																																																																																	
FF	DENOTES FAR FACE																																																																																																	
EF	DENOTES EACH FACE																																																																																																	
EW	DENOTES EACH WAY																																																																																																	
G15	DENOTES 15 MPa STRUCTURAL CONCRETE BLOCKS																																																																																																	
<table border="1" style="width: 100%; border-collapse: collapse;"> <tr> <td style="width: 5%;">1</td> <td style="width: 5%;">2</td> <td style="width: 5%;">3</td> <td style="width: 5%;">4</td> <td style="width: 5%;">5</td> <td style="width: 5%;">6</td> <td style="width: 5%;">7</td> <td style="width: 5%;">8</td> <td style="width: 5%;">9</td> <td style="width: 5%;">10</td> <td style="width: 5%;">11</td> <td style="width: 5%;">12</td> <td style="width: 5%;">13</td> <td style="width: 5%;">14</td> <td style="width: 5%;">15</td> <td style="width: 5%;">16</td> <td style="width: 5%;">17</td> <td style="width: 5%;">18</td> <td style="width: 5%;">19</td> <td style="width: 5%;">20</td> <td style="width: 5%;">21</td> <td style="width: 5%;">22</td> <td style="width: 5%;">23</td> <td style="width: 5%;">24</td> <td style="width: 5%;">25</td> <td style="width: 5%;">26</td> <td style="width: 5%;">27</td> <td style="width: 5%;">28</td> <td style="width: 5%;">29</td> <td style="width: 5%;">30</td> </tr> <tr> <td colspan="30" style="text-align: center;">WARREN SHIRE COUNCIL</td> </tr> </table>	1	2	3	4	5	6	7	8	9	10	11	12	13	14	15	16	17	18	19	20	21	22	23	24	25	26	27	28	29	30	WARREN SHIRE COUNCIL																														<p>WASTE DEPOT UPGRADE LOT 2 DP1186656 8161 OXLEY HIGHWAY, TENANDRA</p>	<p>GENERAL NOTES SHEET No 1</p>	<div style="text-align: center;"> <p>Ardill Payne & PARTNERS</p> <p>STRUCTURAL ENGINEERING 120 OXLEY STREET 2008 GUNDELL STREET 2008 GUNDELL STREET</p> </div> <table border="1" style="width: 100%; border-collapse: collapse; font-size: 8px;"> <tr> <td style="width: 15%;">ISSUED</td> <td style="width: 15%;">REVISED</td> <td style="width: 15%;">SCALE</td> <td style="width: 15%;">DATE</td> <td style="width: 15%;">BY</td> <td style="width: 15%;">CHECKED</td> <td style="width: 15%;">DATE</td> <td style="width: 15%;">BY</td> <td style="width: 15%;">DATE</td> <td style="width: 15%;">BY</td> <td style="width: 15%;">DATE</td> <td style="width: 15%;">BY</td> <td style="width: 15%;">DATE</td> <td style="width: 15%;">BY</td> <td style="width: 15%;">DATE</td> <td style="width: 15%;">BY</td> <td style="width: 15%;">DATE</td> </tr> <tr> <td> </td> <td> </td> <td> </td> <td> </td> <td> </td> <td> </td> <td> </td> <td> </td> <td> </td> <td> </td> <td> </td> <td> </td> <td> </td> <td> </td> <td> </td> <td> </td> <td> </td> <td> </td> </tr> </table>	ISSUED	REVISED	SCALE	DATE	BY	CHECKED	DATE	BY	DATE	BY	DATE	BY	DATE	BY	DATE	BY	DATE																		
1	2	3	4	5	6	7	8	9	10	11	12	13	14	15	16	17	18	19	20	21	22	23	24	25	26	27	28	29	30																																																																					
WARREN SHIRE COUNCIL																																																																																																		
ISSUED	REVISED	SCALE	DATE	BY	CHECKED	DATE	BY	DATE	BY	DATE	BY	DATE	BY	DATE	BY	DATE																																																																																		

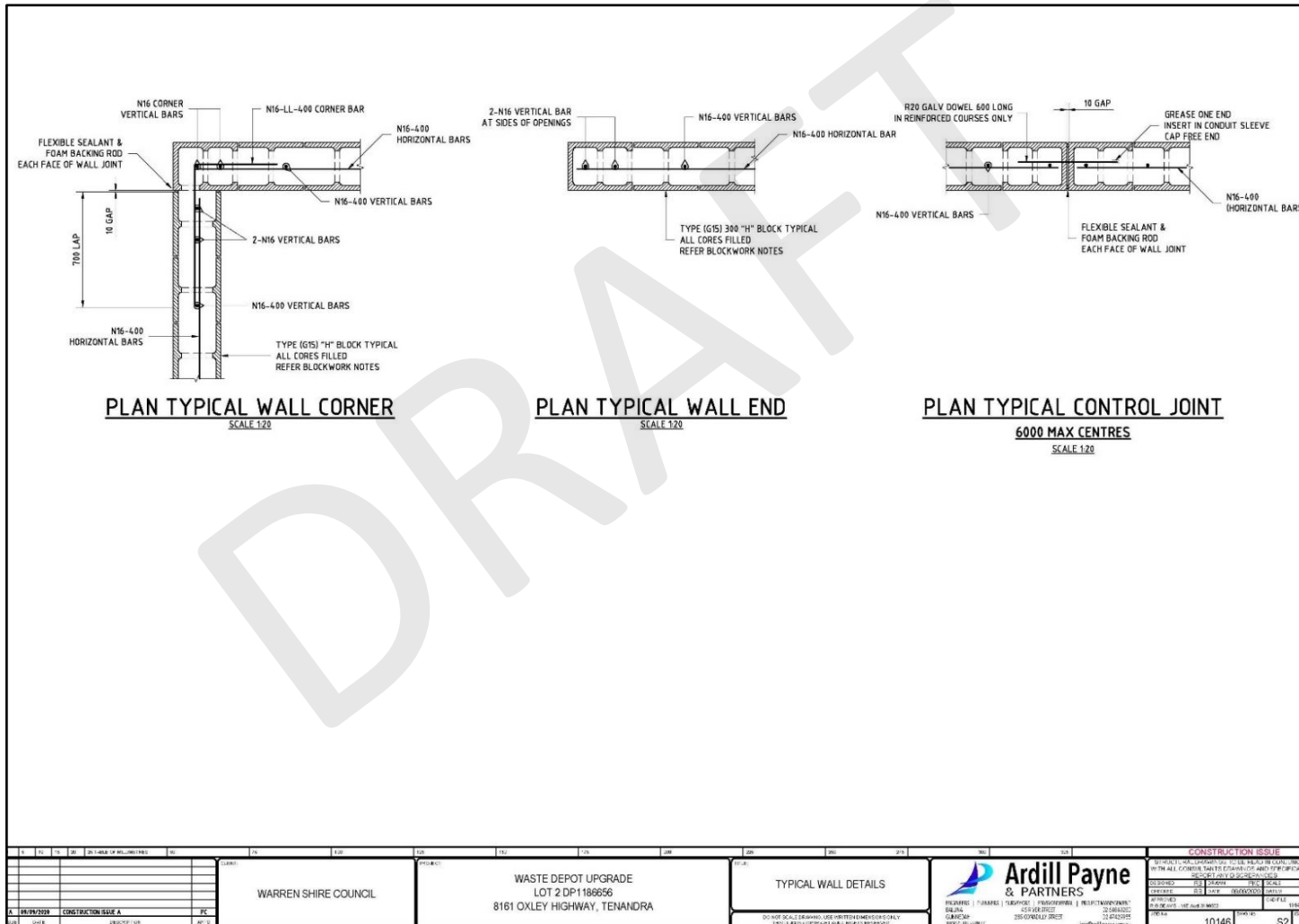
WARREN SHIRE COUNCIL

Report of the Manager of Health and Development to the Ewenmar Waste Depot Sunset Committee to be held 4pm in the Council Chambers, Tuesday 6th October 2020

ITEM 5.1

ATTACHMENT B - TRANSFER STATION RETAINING WALL - EWENMAR WASTE DEPOT TRANSFER STATION

CONTINUED



MANEX MINUTES

Attached are the Minutes of the meeting of Manex held on Tuesday, 13th October 2020.

RECOMMENDATION:

That the Minutes of the Meeting of Manex held on Tuesday, 13th October 2020 be received and noted.

DRAFT

WARREN SHIRE COUNCIL
Minutes of the Manex Committee Meeting
held in the Council Chambers, Administration Building, Warren,
on Tuesday 13th October 2020 commencing at 2.30 pm

PRESENT:

Glenn Wilcox	General Manager
Darren Arthur	Divisional Manager Finance & Administration (Chair)
Jillian Murray	Treasurer
Maryanne Stephens	Manager Health & Development Services
Raymond Burns	Town Services Manager
Rowan Hutchinson	Roads Infrastructure Manager
Kerry Jones	Infrastructure Projects Manager
Jody Burtenshaw	Executive Assistant

ITEM 1 APOLOGIES

An apology was received from Rolly Lawford, who was absent due to external commitments and it was **MOVED** Murray/Burns that a leave of absence be granted for this meeting.

Carried

ITEM 2 BUSINESS ARISING FROM MINUTES

Nil.

ITEM 3 ACTION CHECKLIST

MOVED Murray/Wilcox that the information be received and noted.

Carried

ITEM 4.1 2020/2021 SPECIFIC WORKS STATUS REPORT

MOVED Burns/Murray that the information be received and noted.

Carried

ITEM 4.2 PROJECTS AND ASSETS STATUS REPORT

MOVED Wilcox/Jones that the information be received and noted.

Carried

WARREN SHIRE COUNCIL
Minutes of the Manex Committee Meeting
held in the Council Chambers, Administration Building, Warren,
on Tuesday 13th October 2020 commencing at 2.30 pm

ITEM 4.3 EWENMAR WASTE DEPOT STATUS REPORT

MOVED Stephens/Murray that the information be received and noted.

Carried

ITEM 5.1 NSW GOVERNMENT CIRCULARS

(L5-3)

MOVED Wilcox/Burns that the information be received and noted.

Carried

ITEM 5.2 OFFICE OF LOCAL GOVERNMENT STRATEGIC TASKS

(L5-3)

MOVED Wilcox/Jones that the information be received and noted.

Carried

ITEM 6 IMPOUNDING OFFICER'S REPORT

(P4-4)

MOVED Stephens/Burns that the information be received and noted.

Carried

ITEM 7 SEPTEMBER 2020 DRAFT MINUTES AND OCTOBER 2020 BUSINESS PAPER

The Committee previewed the October 2020 Business Paper and the September 2020 Draft Minutes and actions required were placed on the Action Checklist in Item 1 of the General Manager's Report.

ITEM 8 CORRESPONDENCE AND COMPLAINTS/ACTION REQUESTS STATUS

The correspondence list and the outstanding complaints/actions list was circulated. It was requested that the responsible officers update the outstanding complaints/actions list and return to the Engineering Administration Officer.

ITEM 9 MOA BETWEEN WARREN SHIRE COUNCIL AND THE WARREN MUSEUM AND GALLERY ASSOCIATION INC.

A copy of the draft MOA between Warren Shire Council and the Warren Museum and Gallery Association Inc. was tabled at the meeting. The General Manager requested staff to provide feedback to him so that a report to Council could be prepared.

WARREN SHIRE COUNCIL
Minutes of the Manex Committee Meeting
held in the Council Chambers, Administration Building, Warren,
on Tuesday 13th October 2020 commencing at 2.30 pm

ITEM 10 GENERAL BUSINESS WITHOUT NOTICE

- The Treasurer advised that lawns at the new Council owned dwellings in Deacon Drive needed to be mowed. The solar panels also will need to be connected.
- The General Manager advised that the next Council Meeting will be held in the new Council Chambers/Community Room.
- The Infrastructure Projects Manager enquired if the Town Services Manager had received emails from the Project Administration Officer regarding the planting of the Weeping Myall trees near Tiger Bay. It was requested if they could be planted this week to enable a milestone payment for the MDBA grant.

There being no further business the meeting closed 3.05 pm.

DRAFT

INTERNAL AUDIT COMMITTEE MEETING

Attached are the Minutes of the meeting of the Internal Audit Committee Meeting held on Wednesday, 14th October 2020.

RECOMMENDATION:

That the Minutes of the Meeting of the Internal Audit Committee held on Wednesday, 14th October 2020 be received and noted and the following recommendations be adopted:

ITEM 4.1 ENVIRONMENTAL COMPLIANCE AUDIT

That the Committee recommends the report to Council and adopt the recommendations contained in the report.

#	Report Recommendations
1	Council should undertake a risk assessment in relation to stormwater contamination/pollution and determine if testing and other relevant control measures are required.
2	WSC should undertake a risk assessment and determine if suitable gross pollutant traps should be utilised in relation to stormwater discharge.
3	Council has not undertaken a full risk assessment in relation to water pollution within the LGA for all potential point source and diffuse sources. As Council is the regulatory authority in relation to activities other than schedule 1 activities (and licenced activities) it should undertake an appropriate risk assessment of <u>all</u> potential water pollution within the Shire.
4	There are two older premises/shops that are not compliant with the liquid trade waste requirements and that these matters are being followed up to ensure compliance as soon as is practicable. WSC should ensure these matters are followed up as soon as is practicable.
5	Council has not undertaken a risk assessment in relation to air pollution as the regulatory authority (in relation to activities other than schedule 1 activities and licenced activities). WSC should undertake an appropriate risk assessment of all potential air pollution activities and their monitoring within the Shire.

#	Report Recommendations
6	No formal risk assessment has been conducted in relation to noise pollution within the WSC LGA. Council should conduct a suitable risk assessment as soon as is practicable.
7	I note that the present Asbestos Procedure was written when the landfill was an unmanned facility and includes appointment requirements for asbestos acceptance. The Procedure should be reviewed in light of the fact the facility is now manned by a site manager and mandated accordingly.
8	I further note that no formal risk assessment has been undertaken in relation to illegal dumping within the LGA and the management of the landfill site. I recommend that a risk identification/management process for these areas are undertaken.
9	In relation to skin penetration activities, checks are undertaken for relevant businesses (small in number) such as hairdressers. It is noted that the Skin Penetration Tool (checklist) from Health NSW is not currently used. It is recommended that the checklist is downloaded from Health NSW and utilised for future compliance checks.
10	WSC must complete a Statement of Compliance in which Council certifies it has complied with or did not comply with the conditions of the WSC EPA Licence. The compliance is based on ongoing testing at the monitoring/discharge points. The sample is collected by WSC staff and analysed and then compared with the load limit rates and concentration limits prescribed by the EPA. I note that the EPA Licence requires a three-month testing regime, I am advised that Council's internal process for testing requires a two-month testing process. Council should consider the utility in amending the internal process to be consistent with the EPA Licence requirement.
11	Council in future, should ensure it complies with all EPA requests promptly or it risks substantial fines for non-compliance.
12	The Town Services Manager has advised that a comprehensive audit and report has been undertaken by a contractor IXOM, which, inter alia, covers a number of items relating to Council's drinking water. The audit report in question provides a number of action/recommendations. The IXOM audit report should be reviewed by the relevant Senior Management members (including the GM) and the actions agreed upon by WSC implemented in due course.
13	Concern was raised regarding removing trees without following statutory and biodiversity requirements/considerations and thus, leaving WSC vulnerable to large fines from the EPA and other external agencies. WSC should consider designing and implementing a formal process that mirrors legislative requirements for tree removal prior to works being undertaken and provide training/instruction on the requirements to relevant staff.

WARREN SHIRE COUNCIL

Minutes of the Internal Audit Committee Meeting held in
the Council Chambers, 115 Dubbo Street, Warren,
on Wednesday 14th October 2020 commencing at 3.40 pm

PRESENT:

Milton Quigley	Mayor (Chair)
Brett Williamson	Deputy Mayor
Glenn Wilcox	General Manager

ITEM 1 APOLOGIES

Nil.

ITEM 2 CONFIRMATION OF MINUTES OF MEETING HELD ON THE 3RD APRIL 2019.

MOVED Williamson/Quigley that the minutes of the Internal Audit Committee meeting held on Wednesday, 27th November 2019 be adopted as a true and correct record of that meeting.

Carried

ITEM 3 BUSINESS ARISING FROM MINUTES

Nil.

ITEM 4.1 ENVIRONMENTAL COMPLIANCE AUDIT

RECOMMENDATION TO COUNCIL:

MOVED Williamson/Quigley that the Committee recommends the report to Council and adopt the recommendations contained in the report.

#	Report Recommendations
1	Council should undertake a risk assessment in relation to stormwater contamination/pollution and determine if testing and other relevant control measures are required.
2	WSC should undertake a risk assessment and determine if suitable gross pollutant traps should be utilised in relation to stormwater discharge.
3	Council has not undertaken a full risk assessment in relation to water pollution within the LGA for all potential point source and diffuse sources. As Council is the regulatory authority in relation to activities other than schedule 1 activities (and licenced activities) it should undertake an appropriate risk assessment of <u>all</u> potential water pollution within the Shire.

WARREN SHIRE COUNCIL

Minutes of the Internal Audit Committee Meeting held in
the Council Chambers, 115 Dubbo Street, Warren,
on Wednesday 14th October 2020 commencing at 3.40 pm

ITEM 4.1 ENVIRONMENTAL COMPLIANCE AUDIT

CONTINUED

#	Report Recommendations
4	There are two older premises/shops that are not compliant with the liquid trade waste requirements and that these matters are being followed up to ensure compliance as soon as is practicable. WSC should ensure these matters are followed up as soon as is practicable.
5	Council has not undertaken a risk assessment in relation to air pollution as the regulatory authority (in relation to activities other than schedule 1 activities and licenced activities). WSC should undertake an appropriate risk assessment of all potential air pollution activities and their monitoring within the Shire.
6	No formal risk assessment has been conducted in relation to noise pollution within the WSC LGA. Council should conduct a suitable risk assessment as soon as is practicable.
7	I note that the present Asbestos Procedure was written when the landfill was an unmanned facility and includes appointment requirements for asbestos acceptance. The Procedure should be reviewed in light of the fact the facility is now manned by a site manager and manded accordingly.
8	I further note that no formal risk assessment has been undertaken in relation to illegal dumping within the LGA and the management of the landfill site. I recommend that a risk identification/management process for these areas are undertaken.
9	In relation to skin penetration activities, checks are undertaken for relevant businesses (small in number) such as hairdressers. It is noted that the Skin Penetration Tool (checklist) from Health NSW is not currently used. It is recommended that the checklist is downloaded from Health NSW and utilised for future compliance checks.
10	WSC must complete a Statement of Compliance in which Council certifies it has complied with or did not comply with the conditions of the WSC EPA Licence. The compliance is based on ongoing testing at the monitoring/discharge points. The sample is collected by WSC staff and analysed and then compared with the load limit rates and concentration limits prescribed by the EPA. I note that the EPA Licence requires a three-month testing regime, I am advised that Council's internal process for testing requires a two-month testing process. Council should consider the utility in amending the internal process to be consistent with the EPA Licence requirement.
11	Council in future, should ensure it complies with all EPA requests promptly or it risks substantial fines for non-compliance.
12	The Town Services Manager has advised that a comprehensive audit and report has been undertaken by a contractor IXOM, which, inter alia, covers a number of items relating to Council's drinking water. The audit report in question provides a number of action/recommendations. The IXOM audit report should be reviewed by the relevant Senior Management members (including the GM) and the actions agreed upon by WSC implemented in due course.

WARREN SHIRE COUNCIL

Minutes of the Internal Audit Committee Meeting held in
the Council Chambers, 115 Dubbo Street, Warren,
on Wednesday 14th October 2020 commencing at 3.40 pm

ITEM 4.1 ENVIRONMENTAL COMPLIANCE AUDIT

CONTINUED

#	Recommendations
13	<p>Concern was raised regarding removing tress without following statutory and biodiversity requirements/considerations and thus, leaving WSC vulnerable to large fines from the EPA and other external agencies.</p> <p>WSC should consider designing and implementing a formal process that mirrors legislative requirements for tree removal prior to works being undertaken and provide training/instruction on the requirements to relevant staff.</p>

Carried

ITEM 5 GENERAL BUSINESS

1. That Council budget for two (2) external audits each year and provide a budget allocation of \$25,000 in the 2021/22 budget year.
2. That Council undertake a Human Resources Audit to look at performance assessments, pay rates, holiday levels and pay scales etc.
3. That an audit of Vendor Panel processes is undertaken to ensure that Council is following its Procurement Policy.
4. That a chain of command review is undertaken to determine if the flow of information is followed and provided to all staff to ensure processes and accountability is performed.

There being no further business the meeting closed 4.00 pm.

AIRPORT OPERATIONS COMMITTEE

Attached are the Minutes of the meeting of the Airport Operations Committee held on Thursday, 15th October 2020.

RECOMMENDATION:

That the Minutes of the Meeting of the Airport Operations Committee held on Thursday, 15th October 2020 be received and noted and the following recommendations be adopted:

ITEM 3.1 NEW MEMBER RECOMMENDATIONS

That Council accepted the two (2) nominations received from Mr George Falkiner and Mr Ralph Smith for membership of the Airport Operations Committee.

ITEM 3.2 SALE PRICE OF FUEL

That the Warren Airport Committee recommend to Council that the bowser price for Avgas is the purchase price per litre plus 10% with a minimum of 15 cents, whichever is the greater for the first 12 months.

ITEM 3.3 GRANT UPDATE

that:

1. The Warren Airport Committee note the progress of the grant expenditure;
2. Following consultation with Fulton Hogan (Tenderer), that the main runway work is not undertaken at this stage and that Council seek further grant funding to undertake the runway upgrade to meeting new PCN standards of 6600kg.

GENERAL BUSINESS

That Council establish a dedicated airport reserve fund.

WARREN SHIRE COUNCIL

Minutes of the Airport Operations Committee
Meeting held in the Council Chambers, Administration Building, Warren
on Thursday, 15th October 2020 commencing at 3.05 pm

PRESENT:

Councillor Brett Williamson (Chair)
Councillor Kevin Taylor
Pat Hulme
Glenn Wilcox (General Manager)
Kerry Jones (Infrastructure Projects Manager)

ITEM 1 APOLOGIES

An apology was received from Nigel Martin who were absent due to external commitments and it was **MOVED** Hulme/Taylor that a leave of absence be granted for this meeting.

ITEM 2 BUSINESS ARISING FROM MINUTES

Nil.

ITEM 3.1 NEW MEMBER RECOMMENDATIONS

RECOMMENDATION TO COUNCIL:

MOVED Taylor/Hulme that Council accepted the two (2) nominations received from Mr George Falkiner and Mr Ralph Smith for membership of the Airport Operations Committee.

Carried

ITEM 3.2 SALE PRICE OF FUEL

The committee considered the bowser price of other airports and the purchase price per litre of the first tanker load being \$1.86/litre.

RECOMMENDATION TO COUNCIL:

MOVED Taylor/Hulme that the Warren Airport Operations Committee recommend to Council that the bowser price for Avgas is the purchase price per litre plus 10% with a minimum of 15 cents, whichever is the greater for the first 12 months.

Carried

ITEM 3.3 GRANT UPDATE

The Committee was provided with a break down sheet for each project.

RECOMMENDATION TO COUNCIL:

MOVED Hulme/Taylor that:

1. The Warren Airport Committee note the progress of the grant expenditure;
2. Following consultation with Fulton Hogan (Tenderer), that the main runway work is not undertaken at this stage and that Council seek further grant funding to undertake the runway upgrade to meeting new PCN standards of 6600kg.

Carried

WARREN SHIRE COUNCIL

Minutes of the Airport Operations Committee
Meeting held in the Council Chambers, Administration Building, Warren
on Thursday, 15th October 2020 commencing at 3.05 pm

GENERAL BUSINESS

1. An update on the Bankstown Flying School was provided.
2. IOR Training has been provided for fuel and quality control testing.
3. Discussion on long term airport funding was discussed.

RECOMMENDATION TO COUNCIL:

MOVED Hulme/Taylor that Council establish a dedicated airport reserve fund.

Carried

There being no further business the meeting closed at 3:54 pm.

DRAFT

WARREN SHIRE COUNCIL
Report of the General Manager
to the Ordinary Meeting of Council to be held in the
Council Chambers, Warren, on Thursday 22nd October 2020

ITEM 1 OUTSTANDING REPORTS CHECKLIST (C14-7.4)

Date	Resolution or Qwn	Outstanding Matter	Officer Resp	Response/Action
General Manager				
*27.8.20	169.8.20	Draft MOA – Warren Youth Foundation	GM	Entered into a MOA with the Warren Youth Foundation subject to noted conditions.
*24.9.20	206.9.20	LGNSW Conference	GM	Registration completed and Council’s Voting Delegate advised.
*24.9.20	207.9.20	Model Code of Conduct and Procedures for the Administration of the Model Code of Conduct	GM	Placed on Council’s website and staff advised of new Code.
Divisional Manager Finance and Administration Services				
24.9.20	213.9.20	Sale of Land Nevertire Part Lot 165 DP704130	DMFA	Arrange sale of land to Field Solutions Group.
Divisional Manager Engineering Services				
6.12.18	284.12.18	Lot 79 & 80 DP 724585 Wambianna Street, Collie.	DMES	Survey completed and a report is to be presented to Council. This project currently on hold.
6.12.18	287.12.18	Mount Foster Quarry Usage Proposal	DMES	The EPA require additions to the surface stormwater plan and have specified that the additional works are to be completed. So as to enable additional production authority must be sought to “drill and blast” and consequently a DA must be lodged seeking approval to drill and blast. The DA will be subject to a new scope of operations. Once these have been agreed to the EPA will amend the quarry licence certifying full operations. The approval to “drill and blast” is being pursued. Report being presented to 15 September 2020 Plant Committee Meeting. This project currently on hold.

WARREN SHIRE COUNCIL
 Report of the General Manager
 to the Ordinary Meeting of Council to be held in the
 Council Chambers, Warren, on Thursday 22nd October 2020

ITEM 1

OUTSTANDING REPORTS CHECKLIST

CONTINUED

Date	Resolution or Qwn	Outstanding Matter	Officer Resp	Response/Action
Divisional Manager Engineering Services				
27.6.19	129.6.19	Warren Levee Bank Rehabilitation	DMES	1. Seek funding as soon as practical; 2. Arrange a relevant component project team; 3. Arrange an appropriate budget in the annual estimates; 4. Implementation of the recommendations contained within the NSW Public Works Report Number DO/13/02 Visual Audit of the Warren Levees (North and South) dated 6 November 2013 is in progress; 5. Utilise the specific issues detailed within the 6 November 2013 Visual Audit Report be used to form the basis of the next inspection of the Warren Town Levee as required in the Warren Levee Operations and Maintenance Manual. This project currently on hold. Meeting with local contactors scheduled for 17/9/20 to determine EOI.
26.9.19	204.9.19	Bundemar Street Warren Proposed Centre Median Alteration	DMES	1. Provide a detailed budget for works. 2. Submit plans and documents to Council for consideration and approval. This project currently on hold.

WARREN SHIRE COUNCIL
 Report of the General Manager
 to the Ordinary Meeting of Council to be held in the
 Council Chambers, Warren, on Thursday 22nd October 2020

ITEM 1

OUTSTANDING REPORTS CHECKLIST

CONTINUED

Date	Resolution or Qwn	Outstanding Matter	Officer Resp	Response/Action
Divisional Manager Engineering Services				
5.12.19	270.12.19	Mt Foster Quarry Usage Proposal	DMES	Tender closed, reported to March 2020 Plant Committee Meeting. This project currently on hold.
24.9.20	214.9.20	REF – New Sewage Treatment Works	GM	Tender accepted. Loan application in progress. Request to be sent to Infrastructure NSW for contribution towards increased costs.
Manager Health & Development				
27.6.19	136.6.19	Warren War Memorial Swimming Pool Refurbishment Grant	MHD	New concrete concourse and general repairs to fibreglass lining and painting contracted.
5.12.19	272.12.19	Shade structures at Warren War Memorial Swimming Pool	MHD	Footings complete. Install September 2020.
27.2.20	36.2.20	Draft Plans of Management	MHD	1. Council assign categories of Community Land as detailed in report. 2. Notify Minister 3. Seek Ministerial consent to classify Crown Reserves as identified as operational land
*24.9.20	215.9.20	Warren Swimming Pool Draft Master Plan	MHD	Placed on public exhibition.

RECOMMENDATION:

That the information be received and noted and that the items marked with an asterisk (*) be deleted.

WARREN SHIRE COUNCIL
Report of the General Manager
to the Ordinary Meeting of Council to be held in the
Council Chambers, Warren, on Thursday 22nd October 2020

ITEM 2 COMMITTEE/DELEGATES MEETINGS

(C14-2)

The following is a listing of various committee/delegates meetings of Council since the last meeting.

MEETINGS HELD

DATE	COMMITTEE / MEETING	LOCATION
24.09.2020	Sporting Facilities Committee	Warren
6.10.2020	Ewenmar Waste Depot Sunset Committee	Warren
7.10.2020	Roads Committee Roads Inspection	Warren LGA
7.10.2020	Council Workshop	Warren
13.10.2020	Manex Committee	Warren
15.10.2020	Airport Committee	Warren

FUTURE MEETINGS NOT ON MEETING SCHEDULE

DATE	COMMITTEE / MEETING	LOCATION
16-18.11.2020	National Local Roads and Transport Congress 2020	Wrest Point, Tasmania
22-24.11.2020	LGNSW Annual Conference 2020	Online event

RECOMMENDATION:

That the information be received and noted.

WARREN SHIRE COUNCIL

Report of the Divisional Manager of Finance and Administration
to the Ordinary Meeting of Council to be held in the
Council Chambers, Warren on Thursday 22nd October 2020

ITEM 1 RECONCILIATION CERTIFICATE – SEPTEMBER 2020

(B1-10.16)

RECOMMENDATION

That the Statements of Bank and Investments Balances as at 30th September 2020 be received and noted.

PURPOSE

To certify that the internal and external cash and investments position of Council is reconciled each month.

BACKGROUND

Clause 212 of the Local Government (General) Regulation 2005 requires the Responsible Accounting Officer to provide a written report setting out details of all money that the council has invested under Section 625 of the Local Government Act.

REPORT

Following is the reconciled internal funds of Council that have been reconciled with the Bank Statements as at 30th September 2020.

INTERNAL LEDGER ACCOUNT RECONCILIATION

	Balance 31-Aug-20	Transactions	Balance 30-Sep-20
General	10,718,222.35	(1,755,332.75)	8,962,889.60
Water Fund	348,459.76	69,828.63	418,288.39
Sewerage Fund	2,748,384.50	(2,276.26)	2,746,108.24
North Western Library	(52,054.10)	115,338.13	63,284.03
Trust Fund	134,472.32	0.00	134,472.32
Investment Bank Account	(10,916,013.10)	499,914.52	(10,416,098.58)
	2,981,471.73	(1,072,527.73)	1,908,944.00

WARREN SHIRE COUNCIL

Report of the Divisional Manager of Finance and Administration
to the Ordinary Meeting of Council to be held in the
Council Chambers, Warren on Thursday 22nd October 2020

ITEM 1

RECONCILIATION CERTIFICATE – SEPTEMBER 2020

CONTINUED

BANK STATEMENT RECONCILIATION

Balance as per Bank Statement =	2,024,228.80
Add: Outstanding Deposits for the Month	1,890.25
Less: Outstanding Cheques & Autopays	(117,175.05)
Balance as per Ledger Accounts less Investments =	1,908,944.00

INVESTMENTS RECONCILIATION

Investments as at 31st August 2020

No.	Institution	Amount	Term & Rate	Maturity Date
	National Australia Bank	416,098.58	Variable	On Call A/c
1	Macquarie Credit Union	1,000,000.00	180 Days @ 1.00%	30-Jan-21
2	National Australia Bank	1,500,000.00	91 days @ 0.70%	16-Nov-20
3	National Australia Bank	1,500,000.00	90 Days @ 0.70%	16-Nov-20
4	National Australia Bank	1,500,000.00	91 Days @ 0.70%	23-Nov-20
5	Macquarie Credit Union	1,500,000.00	182 days @ 0.85%	2-Mar-21
6	National Australia Bank	3,000,000.00	91 days @ 0.70%	7-Dec-20

TOTAL INVESTMENTS = 10,416,098.58

BANK AND INVESTMENT ACCOUNTS BREAKDOWN

Externally Restricted Funds Invested	7,422,948.00
Internally Restricted Funds Invested	4,313,457.00
2020/21 General Fund Operating Income & Grants	588,637.58
TOTAL BANK & INVESTMENTS ACCOUNTS BALANCE =	12,325,042.58

As Councils Responsible Accounting Officer I certify that the above listed investments are in accordance with Council Policy and the Local Government Act and Regulations.

WARREN SHIRE COUNCIL

Report of the Divisional Manager of Finance and Administration
to the Ordinary Meeting of Council to be held in the
Council Chambers, Warren on Thursday 22nd October 2020

ITEM 1

RECONCILIATION CERTIFICATE – SEPTEMBER 2020

CONTINUED

FINANCIAL AND RESOURCE IMPLICATIONS

N/A

LEGAL IMPLICATIONS

N/A

RISK IMPLICATIONS

N/A

STAKEHOLDER CONSULTATION

N/A

OPTIONS

N/A

CONCLUSION

This report is provided to advise Council of its financial position.

LINK TO POLICY AND / OR COMMUNITY STRATEGIC PLAN

5.2.2 Timely and accurate reporting for efficient management and accountability.

SUPPORTING INFORMATION / ATTACHMENTS

N/A

WARREN SHIRE COUNCIL

Report of the Divisional Manager of Finance and Administration
to the Ordinary Meeting of Council to be held in the
Council Chambers, Warren on Thursday 22nd October 2020

ITEM 2 STATEMENT OF RATES & ANNUAL CHARGES

(R1-4)

RECOMMENDATION

That the information be received and noted.

PURPOSE

To advise Council of the rates and annual charges levied, collected and currently outstanding as at the report date.

BACKGROUND

A major source of revenue council receives each year is through the levying of rates and annual charges on property owners in the Warren Shire Council local government area to provide and maintain services to the Warren Shire community.

REPORT

Attached to this report is the statement of rates and annual charges as at 8th October 2020 including comparisons over the last four years.

FINANCIAL AND RESOURCE IMPLICATIONS

Nil

LEGAL IMPLICATIONS

Nil

RISK IMPLICATIONS

N/A

STAKEHOLDER CONSULTATION

N/A

OPTIONS

N/A

CONCLUSION

This report is provided to advise Council of its financial position.

LINK TO POLICY AND / OR COMMUNITY STRATEGIC PLAN

5.2.2 Timely and accurate reporting for efficient management and accountability.

SUPPORTING INFORMATION / ATTACHMENTS

Statement of Rates and Annual Charges as at 8th October 2020.

WARREN SHIRE COUNCIL

Report of the Divisional Manager of Finance and Administration
to the Ordinary Meeting of Council to be held in the
Council Chambers, Warren on Thursday 22nd October 2020

ITEM 2 STATEMENT OF RATES & ANNUAL CHARGES

CONTINUED

8TH OCTOBER 2020

Name of Rate	NETT ARREARS 1st JULY \$	NETT LEVY \$	TOTAL RECEIVABLE \$	COLLECTIONS FOR YEAR		NETT ARREARS	
				AMOUNT COLLECTED \$	COLLECT AS % AGE OF TOTAL REC'ABLE	ARREARS AMOUNT \$	ARREARS AS % AGE OF TOTAL REC'ABLE
General Fund Rates	208,310	4,996,266	5,204,576	1,664,942	31.99%	3,539,634	68.01%
Warren Water Fund	49,372	466,582	515,954	212,608	41.21%	303,346	58.79%
Warren Sewerage Fund	61,270	492,678	553,948	220,719	39.84%	333,229	60.16%
TOTAL 2020/2021	318,952	5,955,526	6,274,478	2,098,269	33.44%	4,176,209	66.56%
TOTAL 2019/2020	178,732	5,782,994	5,961,726	2,029,203	34.04%	3,932,523	65.96%
TOTAL 2018/2019	128,294	5,609,300	5,737,594	2,108,388	36.75%	3,629,206	63.25%
TOTAL 2017/2018	125,675	5,454,050	5,579,725	1,955,586	35.05%	3,624,139	64.95%
TOTAL 2016/2017	137,085	5,343,863	5,480,948	1,852,480	33.80%	3,628,468	66.20%
		11-Oct-16	13-Oct-17	12-Oct-18	11-Oct-19	08-Oct-20	
COLLECTION FIGURES AS \$		1,852,480	1,955,586	2,108,388	2,029,203	2,098,269	
COLLECTION FIGURE AS %		33.80%	35.05%	36.75%	34.04%	33.44%	

WARREN SHIRE COUNCIL

Report of the Divisional Manager of Finance and Administration to the Ordinary Meeting of Council to be held in the Council Chambers, Warren on Thursday 22nd October 2020

ITEM 3 ADOPTION OF ASSET MANAGEMENT PLANS

(A13-2)

RECOMMENDATION

That Council adopt the following seven asset management plans:

1. Asset Management Plan - Roads - 2019/20 to 2048/49,
2. Asset Management Plan - Other Assets - 2019/20 to 2048/49,
3. Asset Management Plan - Buildings - 2019/20 to 2048/49,
4. Asset Management Plan - Water Supply Network - 2019/20 to 2048/49,
5. Asset Management Plan - Sewerage Network - 2019/20 to 2048/49,
6. Asset Management Plan - Stormwater Drainage - 2019/20 to 2048/49, and
7. Asset Management Plan - Open Space and Recreational Areas - 2019/20 to 2048/49

PURPOSE

Council is required to adopt asset management plans for each of its asset categories. Council has prepared asset management plans for each of its seven asset categories. These plans identify Council's asset service standards and contain the long-term projected revenues and projected costs for the operations, maintenance, renewal and expansion of Council's assets.

BACKGROUND

As part of the Integrated Planning and Reporting (IP&R) framework, Council is required to develop asset management plans for each of its asset categories. These plans are an integral part of Council's Resourcing Strategy, together with Council's long-term financial plans and workforce management plans.

The plans present both the Council and community's aspirations for the next thirty years for Council's assets.

The plans will help to ensure that Council manages its assets efficiently and provides safe and reliable services for the community.

REPORT

Council is currently implementing several initiatives which are designed to improve its asset management capabilities. These initiatives include:

- Developing long-term asset management plans for each of its asset categories
- Implementing an integrated asset management system and associated processes to support Council's engineering and finance functions. This will also provide Council with much needed predictive capabilities to assist with decisions on where it should be allocating asset funding or if it should be seeking additional funding
- Regularly capturing accurate and complete asset condition data
- Tracking Council's performance against relevant community expectation benchmarks
- Implementing a productivity improvement program.

Asset management plans have been prepared for the following asset categories:

1. Roads
2. Other assets
3. Buildings

WARREN SHIRE COUNCIL

Report of the Divisional Manager of Finance and Administration to the Ordinary Meeting of Council to be held in the Council Chambers, Warren on Thursday 22nd October 2020

ITEM 3 ADOPTION OF ASSET MANAGEMENT PLANS

CONTINUED

4. Water supply network
5. Sewerage network
6. Stormwater drainage
7. Open space and recreational areas.

The plans have been prepared for a thirty-year period, from the financial period 2019/20 to the financial period 2048/49.

For each respective asset category, the plans provide a comprehensive analysis of:

- The services provided by our assets
- The levels of service expected by the community from our assets
- How Council will deliver these levels of service to the community
- The current condition of our assets
- A thirty-year financial plan for managing the lifecycle costs of our assets
- Key performance benchmarks
- A risk management plan
- A program to improve our asset management capabilities.

FINANCIAL AND RESOURCE IMPLICATIONS

The asset management plans indicate that, for most asset categories, there are gaps in the funding required to maintain our assets at the levels of service expected by the community.

These shortfalls can be managed by either reducing the levels of service or by seeking additional funding for the assets.

LEGAL IMPLICATIONS

N/A

RISK IMPLICATIONS

N/A

STAKEHOLDER CONSULTATION

Councillors have reviewed and discussed the asset management plans at two workshops.

The asset management plans will be public documents and will be posted on Council's website. The community will be able to view the documents online or on request.

OPTIONS

N/A

CONCLUSION

It is recommended that the asset management for each of the seven asset categories be adopted by Council.

WARREN SHIRE COUNCIL

Report of the Divisional Manager of Finance and Administration to the Ordinary Meeting of Council to be held in the Council Chambers, Warren on Thursday 22nd October 2020

ITEM 3 ADOPTION OF ASSET MANAGEMENT PLAN

CONTINUED

LINK TO POLICY AND / OR COMMUNITY STRATEGIC PLAN

1. Roads asset management plan

- 1.4.5 Maintain high standards of street cleanliness, vacant block management
- 1.4.6 Maintain town streets and footpaths
- 3.1.1 Ensure local roads and bridges are maintained/constructed to acceptable community standards in a cost effective, efficient and safe manner
- 3.1.2 Ensure regional main roads and highways are maintained to acceptable community standards
- 3.1.4 Maintain and enhance local pathway networks to meet needs of all sections of community
- 4.2.3 Ensure the efficient and cost-effective operation of Council's road making materials (e.g. gravel pits)

2. Other assets asset management plan

- 2.2.2 Implement the streetscape masterplan and town improvement committee activities
- 3.1.3 Maintain and enhance the local aerodrome and promote its use
- 3.2.5 Maintain and service the villages of Collie and Nevertire
- 5.2.1 Maintain a quality customer service focus by Council staff

3. Buildings asset management plan

- 3.2.2 Monitor pool management and implement maintenance and upgrades
- 3.2.3 Provide a high-quality library service that meets the needs of the community
- 3.2.4 Maintain community facilities to an appropriate standard (e.g. Sporting Complex)
- 3.2.6 Upgrade and refurbish Warren Shire Council Chambers to comply with legislation
- 4.2.1 Implement new management regime for Ewenmar Waste Depot

4. Water supply network asset management plan

- 4.3.2 Provide Warren and the villages of Nevertire and Collie with an adequate and safe water supply that is appropriately priced for all consumers

5. Sewerage network asset management plan

- 4.3.3 Provide Warren and the village of Nevertire with an adequate and environmentally acceptable sewerage scheme that is appropriately priced for all consumers

6. Stormwater drainage asset management plan

- 4.3.1 Manage environmentally responsible drainage works in accordance with Council's program

7. Open space and recreational areas asset management plan

- 3.2.1 Maintain parks, gardens and reserves in a safe and attractive condition

SUPPORTING INFORMATION / ATTACHMENTS

Included with the Business Paper are copies of each of Council's seven asset management plans, being:

- 1. Roads asset management plan
- 2. Other assets asset management plan
- 3. Buildings asset management plan
- 4. Water supply network asset management plan
- 5. Sewerage network asset management plan
- 6. Stormwater drainage asset management plan
- 7. Open space and recreational areas asset management plan.

WARREN SHIRE COUNCIL

Report of the Divisional Manager of Finance and Administration to the Ordinary Meeting of Council to be held in the Council Chambers, Warren on Thursday 22nd October 2020

ITEM 4 SALE OF LAND – 135 DUBBO STREET WARREN

(S1-1-46)

RECOMMENDATION

1. That Council advertise in the local paper, on Council’s website and on Social Media the sale Lot 71 DP230200 Parish of Warren being 135 Dubbo Street Warren in the amount of \$16,000.00 (Ex GST), and
2. Authority be given to the Mayor and/or General Manager to sign all documents in relation to the sale of the land.

PURPOSE

To seek Council endorsement to advertise for sale Lot 71 DP230200 Parish of Warren being 135 Dubbo Street Warren in the amount of \$16,000.00 (Ex GST).

BACKGROUND

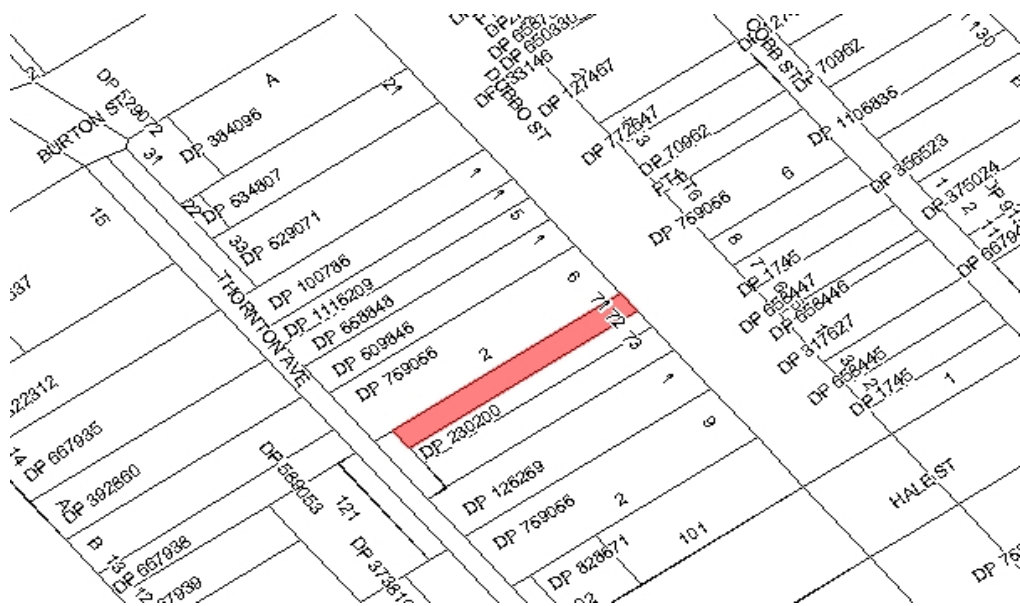
In 1998 Council purchased Lot 71 DP230200 Parish of Warren being 135 Dubbo Street Warren for \$16,000.00 at a public auction held for the sale of land for overdue rates, Council engaged an independent valuer prior to the auction to assess the market value of the land at that time.

REPORT

Council has received enquiries from interested parties in possibly purchasing this land for future development, Council currently has no plans for any development of this land and is surplus to Council’s requirements.

Previously Council leased the land to the adjacent owner of the Warren Nursery Café for an outdoor seating and display area at a nominal rent of \$55.00 (Inc GST) per week to cover the rates and annual charges each year, this ceased in 2015 when the shop was closed.

The latest assessed value of the land by the Valuer General’s dated 1st July 2019 is \$7,000.00, given that Council purchased the land for \$16,000.00 in 1998 it would not be in Council’s best interest to offer it for sale for anything less than this amount. Below is a diagram of Lot 71 DP230200 Parish of Warren being 135 Dubbo Street Warren.



WARREN SHIRE COUNCIL

Report of the Divisional Manager of Finance and Administration
to the Ordinary Meeting of Council to be held in the
Council Chambers, Warren on Thursday 22nd October 2020

ITEM 4 SALE OF LAND – 135 DUBBO STREET WARREN

CONTINUED

FINANCIAL AND RESOURCE IMPLICATIONS

Nil.

LEGAL IMPLICATIONS

Nil.

RISK IMPLICATIONS

Nil.

STAKEHOLDER CONSULTATION

Nil.

OPTIONS

Council can keep the land and advise the interested parties it is not for sale; or advertise to sell the land at a different price to encourage development in the main street.

CONCLUSION

It is recommended to Council to advertise in the local paper, on Council's website and on Social Media the sale Lot 71 DP230200 Parish of Warren being 135 Dubbo Street Warren in the amount of \$16,000.00 (Ex GST) seeking interest from members of the community.

LINK TO POLICY AND / OR COMMUNITY STRATEGIC PLAN

1.1.7 Investigate initiative in attracting and retaining working families.

SUPPORTING INFORMATION / ATTACHMENTS

Nil

WARREN SHIRE COUNCIL

Report of the Divisional Manager of Finance and Administration to the Ordinary Meeting of Council to be held in the Council Chambers, Warren on Thursday 22nd October 2020

ITEM 5 SEPTEMBER 2020 BUDGET REVIEW

(A1-4.39)

RECOMMENDATION

That amendments to the itemised budgets as listed in the September 2020 Budget Review be authorised.

PURPOSE

To advise Council and make any necessary amendments to the adopted 2020/2021 Operational Plan that may be required throughout the financial year.

BACKGROUND

Clause 203 "*Budget review statements and revision of estimates*" of the Local Government (General) Regulation, 2005 requires Council to:

- 1) *Not later than 2 months after the end of each quarter (except the June quarter), the responsible accounting officer of a council must prepare and submit to the council a budget review statement that shows, by reference to the estimate of income and expenditure set out in the statement of the council's revenue policy included in the operational plan for the relevant year, a revised estimate of the income and expenditure for that year.*
- 2) *A budget review statement must include or be accompanied by:*
 - a. *a report as to whether the responsible accounting officer believes that the statement indicates that the financial position of the council is satisfactory, having regard to the original estimate of income and expenditure, and*
 - b. *if that position is unsatisfactory, recommendations for remedial action.*
- 3) *A budget review statement must also include any information required by the Code to be included in such a statement.*

REPORT

As Council's responsible accounting officer, I have included in the attachments a balanced September 2020 Budget Review document (after deducting depreciation) covering the period 1st July to 30th September 2020.

The major revenue budget variations that are not attributable to internally restricted funds or unspent grant funds carried forward from 2019/20 are as follows:

1. A decrease in rates & annual charges of \$9,549.00, mainly attributable the amalgamation of land, valuation objections and reversal of water charges on land to the airport.
2. A decrease in user charges and other revenue of \$94,173.00, being reversal of RMCC on State Highway 11 - \$156,516.00, an increase other revenue from the OLG re-imburement for the increased Emergency Services Levy - \$57,231.00 and increase tipping fees for asbestos of \$4,364.00.
3. A decrease in interest on investments of \$235,259.00 due to falling interest rates.
4. An increase in Grants and Contributions of \$9,031,637.00 made up of the following;
 - a. Increase in Financial Assistance Grant of \$47,291.00 reported to the September 2020 Council Meeting,
 - b. Balance of NSW Environmental Trust Grant - Ewenmar Waste Depot grant of \$84,905.00,
 - c. Library - Community Builders Grant of \$4,000.00,
 - d. DVA grant - War Memorial Upgrade of \$12,000.00,
 - e. SCC Round 3 Grant - Splash Park of \$608,000.00,
 - f. Balance of RSIF Grant - Showground Equestrian Arena etc. of \$377,616.00,

WARREN SHIRE COUNCIL

Report of the Divisional Manager of Finance and Administration to the Ordinary Meeting of Council to be held in the Council Chambers, Warren on Thursday 22nd October 2020

ITEM 5 SEPTEMBER 2020 BUDGET REVIEW

CONTINUED

- g. Local Roads & Community Infrastructure Grant – Ellengerah, Old Warren & Nevertire-Bogan Roads of \$655,258.00,
 - h. Fixing Local Roads Grant – Ellengerah, Old Warren & Nevertire-Bogan Roads of \$1,303,750.00,
 - i. Fixing Local Roads Grant - Wonbobbie Bridge Replacement of \$858,220.00,
 - j. Regional Road Repair Program – Collie-Trangie Road of \$400,000.00
 - k. Balance of DPIE Grant for Airport Redevelopment of \$2,133,000.00,
 - l. Balance of Federal Government Drought Communities Round 2 Grant of \$100,000.00,
 - m. MDBA – Improve Regional Structures Grant - Milestones 3 & 4 of \$1,600,000.00,
 - n. Balance of DPIE Water Augmentation Grant of \$768,346, and
 - o. Balance Restart NSW – Treatment Works Upgrade of 79,252.00.
5. Sale of dwelling at 56 Garden Avenue \$190,000.00,

The summarised September 2020 Budget Review document included in this report has a brief explanation in the “Comments on Adjustment” column of the reason for a required variation to the adopted 2020/2021 Operational Plan & Estimates.

Should any Councillor require further explanation on anything in the document prior to the Council Meeting, please contact the Divisional Manager of Finance & Administration.

LEGAL IMPLICATIONS

N/A

RISK IMPLICATIONS

N/A

STAKEHOLDER CONSULTATION

N/A

OPTIONS

N/A

CONCLUSION

The September 2020 Budget Review is to provide Council and the Community with an update on the progress of the adopted 2020/2021 Operational Plan incorporating any variances to the original document as required.

LINK TO POLICY AND / OR COMMUNITY STRATEGIC PLAN

5.2.2 Timely and accurate reporting for efficient management and accountability.

SUPPORTING INFORMATION / ATTACHMENTS

1. Responsible Accounting Officers Statement,
2. Summary of Income & Expenditure by Activity,
3. Summary of the Capital Budget, and
4. September 2020 Budget Document itemised.

WARREN SHIRE COUNCIL

Report of the Divisional Manager of Finance and Administration
to the Ordinary Meeting of Council to be held in the
Council Chambers, Warren on Thursday 22nd October 2020

ITEM 5 SEPTEMBER 2020 BUDGET REVIEW

CONTINUED

Warren Shire Council

Quarterly Budget Review Statement
for the period 01/07/2020 to 30/09/2020

Report by Responsible Accounting Officer

The following statement is made in accordance with Clause 203(2) of the Local Government (General) Regulations 2005:

30 September 2020

It is my opinion that the Quarterly Budget Review Statement for Warren Shire Council for the quarter ended 30/09/2020 indicates that Council's projected financial position at 30/6/2021 will be satisfactory at year end, having regard to the projected estimates of income and expenditure and the original budgeted income and expenditure.

Signed: _____



Date:

13/10/2020

Mr Darren Arthur
Responsible Accounting Officer

WARREN SHIRE COUNCIL

Report of the Divisional Manager of Finance and Administration to the Ordinary Meeting of Council to be held in the Council Chambers, Warren on Thursday 22nd October 2020

ITEM 5 SEPTEMBER 2020 BUDGET REVIEW

CONTINUED

Warren Shire Council

Quarterly Budget Review Statement
for the period 01/07/2020 to 30/09/2020

Income & Expenses Budget Review Statement

Budget review for the quarter ended 30 September 2020

Income & Expenses - Council Consolidated

(\$000's)	Original Budget 2020/2021	Carry Forwards	Revised Budget 2020/2021	Variations for this Sep Qtr	Projected Year End Result	Actual YTD figures
Income						
General Purpose Revenues	(8,246)	0	(8,246)	89	(8,157)	(6,924)
Administration	(247)	0	(247)	0	(247)	(56)
Public Order & Safety	(43)	0	(43)	(57)	(100)	(4)
Health	0	0	0	0	0	0
Environment	(341)	(71)	(412)	(95)	(507)	(408)
Community Services & Education	(92)	(42)	(134)	0	(134)	(63)
Housing & Community Amenities	(166)	0	(166)	(1)	(167)	(38)
Recreation & Culture	(301)	(1,295)	(1,596)	(1,001)	(2,597)	(1,539)
Manufacturing & Construction	(105)	0	(105)	(1)	(106)	(2)
Transport & Communication	(2,802)	(152)	(2,954)	(5,194)	(8,148)	(946)
Economic Affairs	(129)	(1,557)	(1,686)	(1,699)	(3,385)	(1,571)
Water Supplies	(849)	0	(849)	(768)	(1,617)	(525)
Sewer Supplies	(3,182)	0	(3,182)	(74)	(3,256)	(518)
Total Income from Continuing Operations	(16,503)	(3,117)	(19,620)	(8,801)	(28,421)	(12,594)
Expenses						
Governance	686	0	686	2	688	192
Administration	3,101	0	3,101	(17)	3,084	673
Public Order & Safety	334	0	334	55	389	89
Health	226	0	226	0	226	69
Environment	943	0	943	1	944	183
Community Services & Education	107	0	107	41	148	39
Housing & Community Amenities	295	0	295	0	295	46
Recreation & Culture	1,915	0	1,915	92	2,007	364
Manufacturing & Construction	111	0	111	0	111	4
Transport & Communication	4,550	0	4,550	(153)	4,397	728
Economic Affairs	519	0	519	1,195	1,714	163
Water Supplies	1,065	0	1,065	0	1,065	168
Sewer Supplies	929	0	929	0	929	83
Total Expenses from Continuing Operations	14,781	0	14,781	1,216	15,997	2,801
Net Operating Result from All Operations	(1,722)	(3,117)	(4,839)	(7,585)	(12,424)	(9,793)

WARREN SHIRE COUNCIL

Report of the Divisional Manager of Finance and Administration to the Ordinary Meeting of Council to be held in the Council Chambers, Warren on Thursday 22nd October 2020

ITEM 5 SEPTEMBER 2020 BUDGET REVIEW

CONTINUED

Warren Shire Council

Quarterly Budget Review Statement
for the period 01/07/2020 to 30/09/2020

Capital Budget Review Statement

Budget review for the quarter ended 30 September 2020

Capital Budget - Council Consolidated

(\$000's)	Original Budget 2020/2021	Carry Forwards	Revised Budget 2020/2021	Variations for this Sep Qtr	Projected Year End Result	Actual YTD figures
Capital Expenditure						
New Assets						
- Plant & Equipment	0	0	0	0	0	0
- Land & Buildings	0	0	0	0	0	0
- Other	0	0	0	0	0	0
Renewal Assets (Replacement)						
- Plant & Equipment	1,069	547	1,616	0	1,616	239
- Office Equipment	34	0	34	0	34	33
- Land & Buildings	0	1,400	1,400	0	1,400	1,004
- Roads, Bridges, Footpaths	2,073	587	2,660	5,349	8,009	1,586
- Other Structures	840	3,125	3,965	1,394	5,359	2,004
Loan Repayments (Principal)	97	0	97	0	97	28
Water Supply Capital Works	797	0	797	768	1,565	293
Sewerage Fund Capital Works	5,300	0	5,300	1,052	6,352	32
Total Capital Expenditure	10,210	5,659	15,869	8,563	24,432	5,219
Capital Funding						
Rates & Other Untied Funding	(2,990)	0	(2,990)	0	(2,990)	(301)
Capital Grants & Contributions	(2,550)	0	(2,550)	(7,585)	(10,135)	(16)
Reserves:						
- External Resrtictions/Reserves	0	(3,117)	(3,117)	0	(3,117)	(3,117)
- Internal Restrictions/Reserves	(307)	(2,352)	(2,659)	(978)	(3,637)	(957)
New Loans	(4,000)	0	(4,000)	0	(4,000)	(692)
Receipts from Sale of Assets						
- Plant & Equipment	(363)	0	(363)	0	(363)	(136)
- Land & Buildings	0	(190)	(190)	0	(190)	0
Total Capital Funding	(10,210)	(5,659)	(15,869)	(8,563)	(24,432)	(5,219)
Net Capital Funding - Surplus/(Deficit)	0	0	0	0	0	0

WARREN SHIRE COUNCIL

SEPTEMBER 2020 - BUDGET REVIEW

Council Functions	Annual Original Budget	Variance From Original	Annual Amended Budget	Actuals Incl Commitments	Budget Remaining	% Expended Current	Annual Amended Budget	Adjustment Required	% Expended Proposed	Annual Original Budget	Variance From Original	Annual Amended Budget	Actuals Incl Commitments	Budget Remaining	% Expended Current	Annual Amended Budget	Adjustment Required	% Expended Proposed	
INCOME										EXPENDITURE									
General Fund																			
General Purpose Income	(8,246,143)	0	(8,246,143)	(6,924,305)	(1,321,838)	84%	(8,094,565)	151,578	86%	0	0	0	0	0	0%	0	0	0%	
Governance	0	0	0	0	0	0%	0	0	0%	686,009	0	686,009	192,467	493,542	28%	688,393	2,384	28%	
Administration	(246,522)	0	(246,522)	(56,357)	(190,165)	23%	(247,431)	(909)	23%	3,101,165	0	3,101,165	675,562	2,425,603	22%	3,020,903	(80,262)	22%	
Public Order & Safety	(42,410)	0	(42,410)	(4,070)	(38,340)	10%	(99,641)	(57,231)	4%	333,891	0	333,891	88,623	245,268	27%	388,590	54,699	23%	
Health	0	0	0	0	0	0%	0	0	0%	225,937	0	225,937	68,769	157,168	30%	225,937	0	30%	
Environment	(341,291)	0	(341,291)	(408,047)	66,756	120%	(507,340)	(166,049)	80%	943,418	0	943,418	183,472	759,946	19%	944,000	582	19%	
Community Services & Education	(92,108)	0	(92,108)	(62,758)	(29,350)	68%	(133,935)	(41,827)	47%	106,491	0	106,491	38,661	67,830	36%	148,318	41,827	26%	
Housing & Comm. Amenities	(166,223)	0	(166,223)	(37,576)	(128,647)	23%	(166,772)	(549)	23%	295,256	0	295,256	45,731	249,525	15%	295,533	277	15%	
Recreation & Culture	(301,185)	0	(301,185)	(1,538,556)	1,237,371	511%	(2,596,848)	(2,295,663)	59%	1,914,746	0	1,914,746	363,741	1,551,005	19%	2,006,684	91,938	18%	
Mining, Manufacturing & Const.	(105,228)	0	(105,228)	(1,672)	(103,556)	2%	(106,183)	(955)	2%	111,066	0	111,066	4,508	106,558	4%	111,046	(20)	4%	
Transport & Communication	(2,802,103)	0	(2,802,103)	(946,239)	(1,855,864)	34%	(8,148,112)	(5,346,009)	12%	4,550,437	0	4,550,437	728,142	3,822,295	16%	4,397,072	(153,365)	17%	
Economic Services	(129,208)	0	(129,208)	(1,571,514)	1,442,306	1,216%	(3,384,898)	(3,255,690)	46%	519,226	0	519,226	163,117	356,109	31%	1,714,063	1,194,837	10%	
New Loan Funds	(750,000)	0	(750,000)	0	(750,000)	0%	(750,000)	0	0%	0	0	0	0	0	0%	0	0	0%	
From Restricted Funds - Capital Items	0	0	0	(1,006,753)	1,006,753	0%	(2,351,668)	(2,351,668)	43%	0	0	0	0	0	0%	0	0	0%	
General Fund Operating Totals	(13,222,421)	0	(13,222,421)	(12,557,846)	(664,575)	95%	(26,587,393)	(13,364,972)	47%	12,787,642	0	12,787,642	2,552,794	10,234,848	20%	13,940,539	1,152,897	18%	
Water Fund																			
Water Supplies	(848,317)	0	(848,317)	(525,350)	(322,967)	62%	(1,614,532)	(766,215)	33%	1,064,521	0	1,064,521	167,540	896,981	16%	1,064,521	0	16%	
New Loan Funds	(750,000)	0	(750,000)	0	(750,000)	0%	(750,000)	0	0%										
From Restricted Funds - Capital Items	0	0	0	0	0	0%	(2,131)	(2,131)	0%										
Water Fund Operating Totals	(1,598,317)	0	(1,598,317)	(525,350)	(1,072,967)	33%	(2,366,663)	(768,346)	22%	1,064,521	0	1,064,521	167,540	896,981	16%	1,064,521	0	16%	
Sewerage Fund																			
Sewerage Services	(3,182,353)	0	(3,182,353)	(518,416)	(2,663,937)	16%	(3,212,618)	(30,265)	16%	929,281	0	929,281	82,711	846,570	9%	929,517	236	9%	
New Loan Funds	(2,500,000)	0	(2,500,000)	0	(2,500,000)	0%	(2,500,000)	0	0%										
From Restricted Funds - Capital Items	(306,787)	0	(306,787)	0	(306,787)	0%	(1,328,574)	(1,021,787)	0%										
Sewerage Fund Operating Totals	(5,989,140)	0	(5,989,140)	(518,416)	(5,470,724)	9%	(7,041,192)	(1,052,052)	7%	929,281	0	929,281	82,711	846,570	9%	929,517	236	9%	
All Funds Operating Totals	(20,809,878)	0	(20,809,878)	(13,601,612)	(7,208,266)	65%	(35,995,248)	(15,185,370)	38%	14,781,444	0	14,781,444	2,803,045	11,978,399	19%	15,934,577	1,153,133	18%	
Capital																			
	(363,000)	0	(363,000)	(134,209)	(228,791)	37%	(553,000)	(190,000)	24%	4,112,846	0	4,112,846	4,815,912	(703,066)	117%	16,514,921	12,402,075	29%	
	0	0	0	0	0	0%	0	0	0%	796,830	0	796,830	292,562	0	37%	1,565,176	768,346	19%	
	0	0	0	0	0	0%	0	0	0%	5,300,000	0	5,300,000	32,363	5,267,637	1%	6,351,816	1,051,816	1%	
Total Capital	(363,000)	0	(363,000)	(134,209)	(228,791)	37%	(553,000)	(190,000)	24%	10,209,676	0	10,209,676	5,140,837	4,564,571	50%	24,431,913	14,222,237	21%	
Total Operating & Capital	(21,172,878)	0	(21,172,878)	(13,735,822)	(7,437,056)	65%	(36,548,248)	(15,375,370)	38%	24,991,120	0	24,991,120	7,943,882	16,542,970	32%	40,366,490	15,375,370	20%	
Estimated Budget Results										Sources of Revenue for Adjustments Required									
(Surplus)/Deficit	3,818,242	0	3,818,242	(5,791,940)	9,105,914	-152%	3,818,242	0	-152%	Rates & Annual Charges	9,549								
Add Depreciation Included in Above	3,818,242	0	3,818,242	0	3,818,242	0%	3,818,242	0	0%	User Charges & Other Revenues	94,173								
										Interest on Investments	235,259								
										Grants & Contributions in 2020/21	(9,031,637)								
Est. (Surplus)/Deficit before Dep'n	0	0	0	(5,791,940)	5,287,672		0	0		Internal Restricted Funds from 2019/20	(3,375,586)								
										Unexpended Grants from 2019/20	(3,117,128)								
										Sale of Assets	(190,000)								
										Total Revenue Adjustments	(15,375,370)								

	Annual Original Budget	Variance From Original	Annual Amended Budget	Actuals Incl Commitments	Budget Remaining	% Expended Current	Annual Proposed Budget	Adjustment Required	% Expended Proposed	Comment on Adjustment
1 - General Fund										
0100-0001 - GENERAL PURPOSE INCOME										
0100-0002 - GENERAL RATE INCOME - NETT										
0100-0004 - FARMLAND - RATES LEVIED	(4,130,022)	0	(4,130,022)	(4,127,793)	(2,230)	100%	(4,127,793)	2,229	100%	Adjusted to actual rates levied
0101-0004 - RESIDENTIAL - RATES LEVIED	(672,372)	0	(672,372)	(669,407)	(2,965)	100%	(669,407)	2,965	100%	Adjusted to actual rates levied
0102-0004 - BUSINESS - RATES LEVIED	(235,364)	0	(235,364)	(231,689)	(3,675)	98%	(231,689)	3,675	100%	Adjusted to actual rates levied
0120-0003 - GENERAL RATES ABANDONED	37,334	0	37,334	34,330	3,004	92%	37,334	0	92%	
0100-0002 - GENERAL RATE INCOME - NETT Total	(5,000,424)	0	(5,000,424)	(4,994,558)	(5,866)	100%	(4,991,555)	8,869	100%	
0140-0002 - INTEREST ON OVERDUE GENERAL RATES										
0140-0002 - INTEREST ON OVERDUE GENERAL RATES	(6,730)	0	(6,730)	0	(6,730)	0%	(6,730)	0	0%	
0140-0002 - INTEREST ON OVERDUE GENERAL RATES Total	(6,730)	0	(6,730)	0	(6,730)	0%	(6,730)	0	0%	
0150-0002 - INTEREST ON INVESTMENTS										
0150-0002 - INTEREST ON INVESTMENTS	(227,200)	0	(227,200)	(6,842)	(220,358)	3%	(37,200)	190,000	18%	Adjusted to anticipated income due to falling interest rates
0150-0002 - INTEREST ON INVESTMENTS Total	(227,200)	0	(227,200)	(6,842)	(220,358)	3%	(37,200)	190,000	18%	
0170-0002 - GRANTS & SUBSIDIES										
0170-0002 - GRANTS & SUBSIDIES	(3,011,789)	0	(3,011,789)	(1,922,904)	(1,088,885)	64%	(3,059,080)	(47,291)	63%	Adjusted to actual grant to be received
0170-0002 - GRANTS & SUBSIDIES Total	(3,011,789)	0	(3,011,789)	(1,922,904)	(1,088,885)	64%	(3,059,080)	(47,291)	63%	
0100-0001 - GENERAL PURPOSE INCOME Total	(8,246,143)	0	(8,246,143)	(6,924,305)	(1,321,838)	84%	(8,094,565)	151,578	86%	
0250-0001 - GOVERNANCE										
0250-0002 - GOVERNANCE OPERATIONS										
0250-0003 - GOVERNANCE - EMPLOYEE EXPENSES	415,447	0	415,447	116,303	299,144	28%	415,447	0	28%	
0251-0003 - GOVERNANCE - OTHER EXPENSES	8,365	0	8,365	134	8,231	2%	8,365	0	2%	
0270-0003 - MAYOR & COUNCILLORS EXPENSES	182,782	0	182,782	39,138	143,644	21%	182,782	0	21%	
0271-0003 - DELEGATES & MEMBERSHIP EXPENSES	79,415	0	79,415	36,892	42,523	46%	81,799	2,384	45%	Adjusted to actual membership expenses
0250-0002 - GOVERNANCE OPERATIONS Total	686,009	0	686,009	192,467	493,542	28%	688,393	2,384	28%	
0250-0001 - GOVERNANCE Total	686,009	0	686,009	192,467	493,542	28%	688,393	2,384	28%	
0300-0001 - ADMINISTRATION										
0300-0002 - CORPORATE SUPPORT OPERATIONS										
0300-0003 - CORPORATE SUPPORT - INCOME	(110,448)	0	(110,448)	(26,152)	(84,296)	24%	(111,357)	(909)	23%	Income received from front fence damage
0301-0003 - COUNCIL BUILDING EXPENSES	85,260	0	85,260	20,248	65,012	24%	85,260	0	24%	
0305-0003 - ADMINISTRATION - EMPLOYEE EXPENSES	938,536	0	938,536	212,127	726,409	23%	938,536	0	23%	
0310-0003 - OFFICE, COMPUTER & COMMUNICATION EXP	171,460	0	171,460	44,045	127,415	26%	171,460	0	26%	
0315-0003 - ADMINISTRATION EXPENSES	55,822	0	55,822	22,275	33,547	40%	55,822	0	40%	
0317-0003 - INTERNAL & EXTERNAL AUDIT EXPENSES	209,749	0	209,749	0	209,749	0%	90,346	(119,403)	0%	Balancing adjustment item
0319-0003 - INTEREST EXPENSES	3,952	0	3,952	0	3,952	0%	3,952	0	0%	
0320-0003 - OTHER SUNDRY EXPENSES	4,392	0	4,392	1,737	2,655	40%	4,392	0	40%	
0325-0003 - COUNCIL INSURANCES	220,961	0	220,961	243,960	(22,999)	110%	243,960	22,999	100%	Adjusted to actual cost of insurances
0330-0003 - ASSET MANAGEMENT EXPENSES	78,413	0	78,413	2,021	76,392	3%	78,413	0	3%	
0345-0003 - DEPRECIATION - CORPORATE SUPPORT	72,794	0	72,794	0	72,794	0%	72,794	0	0%	
0300-0002 - CORPORATE SUPPORT OPERATIONS Total	1,730,891	0	1,730,891	520,260	1,210,631	30%	1,633,578	(97,313)	32%	
0350-0002 - ENGINEERING & WORKS OPERATIONS										
0350-0003 - ENGINEERING & WORKS - INCOME	(1,020)	0	(1,020)	0	(1,020)	0%	(1,020)	0	0%	
0351-0003 - ENGINEERING - EMPLOYEE EXPENSES	1,117,332	0	1,117,332	286,285	831,047	26%	1,120,332	3,000	26%	Cost to engage an employment consultant
0355-0003 - ENGINEERING - OFFICE EXPENSES	30,600	0	30,600	2,357	28,243	8%	30,600	0	8%	
0360-0003 - ENGINEERING - OTHER SUNDRY EXPENSES	10,200	0	10,200	55	10,145	1%	10,200	0	1%	
0370-0003 - DEPOT EXPENSES	99,959	0	99,959	64,731	35,228	65%	99,959	0	65%	
0395-0003 - DEPRECIATION - ENGINEERING & WORKS	59,208	0	59,208	0	59,208	0%	59,208	0	0%	
0350-0002 - ENGINEERING & WORKS OPERATIONS Total	1,316,279	0	1,316,279	353,428	962,851	27%	1,319,279	3,000	27%	

	Annual Original Budget	Variance From Original	Annual Amended Budget	Actuals Incl Commitments	Budget Remaining	% Expended Current	Annual Proposed Budget	Adjustment Required	% Expended Proposed	Comment on Adjustment
0400-0002 - COUNCIL ELE										
0400-0002 - COUNCIL ELE	0	0	0	(2,490)	2,490	0%	0	0	0%	
0400-0002 - COUNCIL ELE Total	0	0	0	(2,490)	2,490	0%	0	0	0%	
0405-0002 - OTHER EMPLOYMENT OVERHEADS										
0405-0002 - OTHER EMPLOYMENT OVERHEADS	(23,400)	0	(23,400)	(117,151)	93,751	501%	(23,400)	0	501%	
0405-0002 - OTHER EMPLOYMENT OVERHEADS Total	(23,400)	0	(23,400)	(117,151)	93,751	501%	(23,400)	0	501%	
0430-0002 - CONTRIBUTIONS FROM OTHER WORKS										
0430-0003 - CONT FROM WATER & SEWERAGE FUNDS	(255,002)	0	(255,002)	(63,751)	(191,252)	25%	(255,002)	0	25%	
0431-0003 - ADMINISTRATION CHARGES EIPP & CBP	(15,610)	0	(15,610)	0	(15,610)	0%	(15,610)	0	0%	
0432-0003 - STATE HIGHWAY 11 - MANAGEMENT COSTS	(13,142)	0	(13,142)	0	(13,142)	0%	0	13,142	0%	Council not involved with State Highway 11
0430-0002 - CONTRIBUTIONS FROM OTHER WORKS Total	(283,754)	0	(283,754)	(63,751)	(220,004)	22%	(270,612)	13,142	24%	
0470-0002 - COUNCIL PLANT OPERATIONS										
0470-0003 - PLANT & WORKSHOP INCOME	(111,654)	0	(111,654)	(14,041)	(97,613)	13%	(111,654)	0	13%	
0471-0003 - PLANT RUNNING EXPENSES - NETT COST	(579,232)	0	(579,232)	(77,674)	(501,558)	13%	(579,232)	0	13%	
0472-0003 - WORKSHOP EXPENSES	62,141	0	62,141	18,472	43,669	30%	62,141	0	30%	
0473-0003 - OTHER PLANT & WORKSHOP EXPENSES	6,375	0	6,375	2,151	4,224	34%	6,375	0	34%	
0485-0003 - DEPRECIATION - COUNCIL PLANT	736,997	0	736,997	0	736,997	0%	736,997	0	0%	
0470-0002 - COUNCIL PLANT OPERATIONS Total	114,627	0	114,627	(71,092)	185,719	-62%	114,627	0	-62%	
0300-0001 - ADMINISTRATION Total	2,854,643	0	2,854,643	619,205	2,235,438	22%	2,773,472	(81,171)	22%	
0500-0001 - PUBLIC ORDER & SAFETY										
0500-0002 - FIRE PROTECTION OPERATIONS										
0500-0003 - FIRE PROTECTION - INCOME	(40,593)	0	(40,593)	(3,920)	(36,673)	10%	(97,824)	(57,231)	4%	Rebate of 2020/21 increase from State Government
0501-0003 - FIRE PROTECTION CONTRIBUTIONS	152,252	0	152,252	51,507	100,745	34%	206,028	53,776	25%	Additional contribution to NSW Fire & NSW RFS
0502-0003 - FIRE PROTECTION EXPENSES	44,395	0	44,395	2,472	41,923	6%	44,395	0	6%	
0509-0003 - DEPRECIATION - FIRE PROTECTION	3,075	0	3,075	0	3,075	0%	3,075	0	0%	
0500-0002 - FIRE PROTECTION OPERATIONS Total	159,129	0	159,129	50,059	109,070	31%	155,674	(3,455)	32%	
0510-0002 - EMERGENCY SERVICES OPERATIONS										
0511-0003 - CONTRIBUTION TO SES	4,384	0	4,384	1,327	3,057	30%	5,307	923	25%	Additional contribution to NSW SES
0512-0003 - EMERGENCY SERVICE BUILDING EXPENSES	12,076	0	12,076	2,717	9,359	23%	12,076	0	23%	
0514-0003 - DEPRECIATION - EMERGENCY SERVICES	3,975	0	3,975	0	3,975	0%	3,975	0	0%	
0510-0002 - EMERGENCY SERVICES OPERATIONS Total	20,435	0	20,435	4,044	16,391	20%	21,358	923	19%	
0515-0002 - ANIMAL CONTROL OPERATIONS										
0515-0003 - ANIMAL CONTROL INCOME	(1,817)	0	(1,817)	(150)	(1,667)	8%	(1,817)	0	8%	
0516-0003 - ANIMAL CONTROL EXPENSES	113,466	0	113,466	30,600	82,866	27%	113,466	0	27%	
0530-0003 - DEPRECIATION - ANIMAL CONTROL	268	0	268	0	268	0%	268	0	0%	
0515-0002 - ANIMAL CONTROL OPERATIONS Total	111,917	0	111,917	30,450	81,467	27%	111,917	0	27%	
0500-0001 - PUBLIC ORDER & SAFETY Total	291,481	0	291,481	84,553	206,928	29%	288,949	(2,532)	29%	
0600-0001 - HEALTH SERVICES										
0600-0002 - HEALTH SERVICES OPERATIONS										
0601-0003 - HEALTH SERVICES EMPLOYEE EXPENSES	208,710	0	208,710	50,088	158,622	24%	208,710	0	24%	
0603-0003 - HEALTH SERVICES OFFICE EXPENSES	10,721	0	10,721	28	10,693	0%	10,721	0	0%	
0607-0003 - HEALTH SERVICES OTHER SUNDRY EXPENSE	6,506	0	6,506	0	6,506	0%	6,506	0	0%	
0609-0003 - COVID-19 - COMPLIANCE EXPENSES	0	0	0	18,654	(18,654)	0%	0	0	0%	
0600-0002 - HEALTH SERVICES OPERATIONS Total	225,937	0	225,937	68,769	157,168	30%	225,937	0	30%	
0600-0001 - HEALTH SERVICES Total	225,937	0	225,937	68,769	157,168	30%	225,937	0	30%	

	Annual Original Budget	Variance From Original	Annual Amended Budget	Actuals Incl Commitments	Budget Remaining	% Expended Current	Annual Proposed Budget	Adjustment Required	% Expended Proposed	Comment on Adjustment
0650-0001 - ENVIRONMENT										
0655-0002 - NOXIOUS PLANTS OPERATIONS										
0655-0003 - CONTRIBUTION TO CMCC	110,195	0	110,195	0	110,195	0%	110,195	0	0%	
0655-0002 - NOXIOUS PLANTS OPERATIONS Total	110,195	0	110,195	0	110,195	0%	110,195	0	0%	
0700-0002 - ENVIRONMENT & LEVEE PROTECTION										
0701-0003 - ENVIRONMENT & LEVEE EXPENSES	57,120	0	57,120	21,030	36,090	37%	57,120	0	37%	
0715-0003 - DEPRECIATION - ENVIRONMENT & LEVEE	108,673	0	108,673	0	108,673	0%	108,673	0	0%	
0700-0002 - ENVIRONMENT & LEVEE PROTECTION Total	165,793	0	165,793	21,030	144,763	13%	165,793	0	13%	
0750-0002 - DWM COLLECTION OPERATIONS										
0750-0003 - ANNUAL GARBAGE CHARGES LEVIED - NETT	(316,423)	0	(316,423)	(323,006)	6,583	102%	(322,450)	(6,027)	100%	Adjusted to actual garbage charges levied
0752-0003 - OTHER GARBAGE CHARGES INCOME	(17,549)	0	(17,549)	(9,536)	(8,013)	54%	(17,549)	0	54%	
0755-0003 - DWM COLLECTION EXPENSES	152,621	0	152,621	21,577	131,044	14%	152,621	0	14%	
0750-0002 - DWM COLLECTION OPERATIONS Total	(181,351)	0	(181,351)	(310,966)	129,615	171%	(187,378)	(6,027)	166%	
0800-0002 - WASTE DISPOSAL OPERATIONS										
0800-0003 - WASTE DISPOSAL INCOME	(7,319)	0	(7,319)	(75,505)	68,186	1,032%	(167,341)	(160,022)	45%	C/fwd Grant Funds - Ewenmar Waste Depot
0801-0003 - WASTE DISPOSAL EXPENSES	285,357	0	285,357	70,034	215,323	25%	285,357	0	25%	
0820-0003 - DEPRECIATION - GARBAGE DISPOSAL	6,445	0	6,445	0	6,445	0%	6,445	0	0%	
0800-0002 - WASTE DISPOSAL OPERATIONS Total	284,483	0	284,483	(5,470)	289,953	-2%	124,461	(160,022)	-4%	
0850-0002 - OTHER SANITATION & GARBAGE										
0850-0002 - OTHER SANITATION & GARBAGE	1,026	0	1,026	321	705	31%	1,026	0	31%	
0850-0002 - OTHER SANITATION & GARBAGE Total	1,026	0	1,026	321	705	31%	1,026	0	31%	
0900-0002 - STREET CLEANING OPERATIONS										
0900-0002 - STREET CLEANING OPERATIONS	155,934	0	155,934	58,650	97,284	38%	156,516	582	37%	Adjusted to actual street bin collection costs
0900-0002 - STREET CLEANING OPERATIONS Total	155,934	0	155,934	58,650	97,284	38%	156,516	582	37%	
0950-0002 - STORMWATER DRAINAGE OPERATIONS										
0950-0003 - STORMWATER DRAINAGE EXPENSES	25,500	0	25,500	11,860	13,640	47%	25,500	0	47%	
0960-0003 - DEPRECIATION - STORMWATER DRAINAGE	40,547	0	40,547	0	40,547	0%	40,547	0	0%	
0950-0002 - STORMWATER DRAINAGE OPERATIONS Total	66,047	0	66,047	11,860	54,187	18%	66,047	0	18%	
0650-0001 - ENVIRONMENT Total	602,127	0	602,127	(224,575)	826,702	-37%	436,660	(165,467)	-51%	
1000-0001 - COMMUNITY SERVICES & EDUCATION										
1050-0002 - YOUTH SERVICES OPERATIONS										
1050-0003 - YOUTH SERVICES INCOME	(27,592)	0	(27,592)	(23,335)	(4,257)	85%	(44,785)	(17,193)	52%	C/fwd Grant Funds from 2019/20 - EIPP
1051-0003 - YOUTH SERVICES EXPENSES	30,765	0	30,765	10,000	20,765	33%	47,958	17,193	21%	
1050-0002 - YOUTH SERVICES OPERATIONS Total	3,173	0	3,173	(13,335)	16,508	-420%	3,173	0	-420%	
1060-0002 - VACATION CARE SERVICES OPERATIONS										
1060-0003 - VACATION CARE INCOME	(12,607)	0	(12,607)	(1,474)	(11,133)	12%	(12,607)	0	12%	
1061-0003 - VACATION CARE EXPENSES	23,817	0	23,817	9,451	14,366	40%	23,817	0	40%	
1060-0002 - VACATION CARE SERVICES OPERATIONS Total	11,210	0	11,210	7,977	3,233	71%	11,210	0	71%	
1100-0002 - OTHER COMMUNITY SERVICES OPERATIONS										
1100-0003 - OTHER COMMUNITY SERVICES INCOME	(51,909)	0	(51,909)	(37,949)	(13,960)	73%	(76,543)	(24,634)	50%	C/fwd Grant Funds from 2019/20 - Community Builders Program
1101-0003 - OTHER COMMUNITY SERVICES EXPENSES	51,909	0	51,909	19,210	32,699	37%	76,543	24,634	25%	
1100-0002 - OTHER COMMUNITY SERVICES OPERATIONS Total	0	0	0	(18,739)	18,739	0%	0	0	0%	
1000-0001 - COMMUNITY SERVICES & EDUCATION Total	14,383	0	14,383	(24,097)	38,480	-168%	14,383	0	-168%	

	Annual Original Budget	Variance From Original	Annual Amended Budget	Actuals Incl Commitments	Budget Remaining	% Expended Current	Annual Proposed Budget	Adjustment Required	% Expended Proposed	Comment on Adjustment
1150-0001 - HOUSING & COMMUNITY SERVICES										
1150-0002 - PUBLIC CEMETERIES OPERATIONS										
1150-0003 - PUBLIC CEMETERIES INCOME	(36,389)	0	(36,389)	(11,897)	(24,492)	33%	(36,938)	(549)	32%	Adjusted to anticipated income
1151-0003 - PUBLIC CEMETERIES EXPENSES	87,514	0	87,514	19,515	67,999	22%	87,791	277	22%	Adjusted to actual charges levied
1165-0003 - DEPRECIATION - PUBLIC CEMETERIES	1,528	0	1,528	0	1,528	0%	1,528	0	0%	
1150-0002 - PUBLIC CEMETERIES OPERATIONS Total	52,653	0	52,653	7,617	45,036	14%	52,381	(272)	15%	
1200-0002 - COUNCIL HOUSING OPERATIONS										
1200-0003 - COUNCIL HOUSING INCOME	(84,534)	0	(84,534)	(18,915)	(65,619)	22%	(84,534)	0	22%	
1201-0003 - COUNCIL HOUSING EXPENSES	58,753	0	58,753	19,212	39,541	33%	58,753	0	33%	
1210-0003 - DEPRECIATION - COUNCIL HOUSING	19,121	0	19,121	0	19,121	0%	19,121	0	0%	
1200-0002 - COUNCIL HOUSING OPERATIONS Total	(6,660)	0	(6,660)	297	(6,957)	-4%	(6,660)	0	-4%	
1250-0002 - STREET LIGHTING OPERATIONS										
1250-0003 - STREET LIGHTING INCOME	(30,000)	0	(30,000)	0	(30,000)	0%	(30,000)	0	0%	
1251-0003 - STREET LIGHTING EXPENSES	127,320	0	127,320	6,794	120,526	5%	127,320	0	5%	
1250-0002 - STREET LIGHTING OPERATIONS Total	97,320	0	97,320	6,794	90,526	7%	97,320	0	7%	
1300-0002 - TOWN PLANNING OPERATIONS										
1300-0003 - TOWN PLANNING INCOME	(15,300)	0	(15,300)	(6,764)	(8,536)	44%	(15,300)	0	44%	
1301-0003 - TOWN PLANNING EXPENSES	1,020	0	1,020	0	1,020	0%	1,020	0	0%	
1300-0002 - TOWN PLANNING OPERATIONS Total	(14,280)	0	(14,280)	(6,764)	(7,516)	47%	(14,280)	0	47%	
1350-0002 - OTHER COMMUNITY AMENITIES										
1350-0002 - OTHER COMMUNITY AMENITIES	0	0	0	210	(210)	0%	0	0	0%	
1350-0002 - OTHER COMMUNITY AMENITIES Total	0	0	0	210	(210)	0%	0	0	0%	
1150-0001 - HOUSING & COMMUNITY SERVICES Total	129,033	0	129,033	8,155	120,878	6%	128,761	(272)	6%	
1400-0001 - RECREATION & CULTURE										
1400-0002 - PUBLIC LIBRARIES OPERATIONS										
1400-0003 - PUBLIC LIBRARIES INCOME	(153,193)	0	(153,193)	(10,724)	(142,469)	7%	(188,531)	(35,338)	6%	C/fwd Grant Funds from 2019/20
1401-0003 - PUBLIC LIBRARIES EMPLOYEE EXPENSES	268,108	0	268,108	64,110	203,998	24%	268,108	0	24%	
1405-0003 - PUBLIC LIBRARIES ADMIN EXPENSES	101,465	0	101,465	7,091	94,374	7%	101,465	0	7%	
1410-0003 - PUBLIC LIBRARIES OTHER EXPENSES	70,060	0	70,060	7,601	62,459	11%	105,398	35,338	7%	
1415-0003 - PUBLIC LIBRARIES BUILDING EXPENSES	24,491	0	24,491	7,705	16,786	31%	24,491	0	31%	
1445-0003 - DEPRECIATION - PUBLIC LIBRARIES	46,654	0	46,654	0	46,654	0%	46,654	0	0%	
1400-0002 - PUBLIC LIBRARIES OPERATIONS Total	357,585	0	357,585	75,782	281,803	21%	357,585	0	21%	
1450-0002 - OTHER CULTURAL SERVICES										
1450-0002 - OTHER CULTURAL SERVICES	9,813	0	9,813	9,621	192	98%	9,621	(192)	100%	Adjusted to actual contribution to Outback Arts
1450-0002 - OTHER CULTURAL SERVICES Total	9,813	0	9,813	9,621	192	98%	9,621	(192)	100%	
1500-0002 - SWIMMING POOLS OPERATIONS										
1500-0003 - SWIMMING POOL INCOME	(65,868)	0	(65,868)	(11,136)	(54,732)	17%	(75,868)	(10,000)	15%	C/fwd Grant Funds from 2019/20 - Disabled Lift
1501-0003 - SWIMMING POOL EXPENSES	238,258	0	238,258	23,115	215,143	10%	238,477	219	10%	Adjusted to actual charges levied
1525-0003 - DEPRECIATION - SWIMMING POOLS	41,582	0	41,582	0	41,582	0%	41,582	0	0%	
1500-0002 - SWIMMING POOLS OPERATIONS Total	213,972	0	213,972	11,978	201,994	6%	204,191	(9,781)	6%	
1550-0002 - SPORTING COMPLEX OPERATIONS										
1550-0003 - SPORTING COMPLEX INCOME	(35,598)	0	(35,598)	(5,806)	(29,792)	16%	(35,598)	0	16%	
1551-0003 - SPORTING COMPLEX EXPENSES	152,326	0	152,326	47,372	104,954	31%	152,287	(39)	31%	Adjusted to actual charges levied
1585-0003 - DEPRECIATION - SPORTING COMPLEX	111,514	0	111,514	0	111,514	0%	111,514	0	0%	
1550-0002 - SPORTING COMPLEX OPERATIONS Total	228,242	0	228,242	41,566	186,676	18%	228,203	(39)	18%	

	Annual Original Budget	Variance From Original	Annual Amended Budget	Actuals Incl Commitments	Budget Remaining	% Expended Current	Annual Proposed Budget	Adjustment Required	% Expended Proposed	Comment on Adjustment
1600-0002 - SPORTING GROUNDS & OVALS OPERATIONS										
1600-0003 - SPORTING GROUNDS INCOME	(7,842)	0	(7,842)	(385,198)	377,356	4,912%	(756,311)	(748,469)	51%	C/fwd Grant Funds from 2019/20 - Cricket Facilities and Splash Park Grant to account
1601-0003 - SPORTING GROUNDS EXPENSES	191,810	0	191,810	37,950	153,860	20%	191,810	0	20%	
1645-0003 - DEPRECIATION - SPORTING GROUNDS	42,571	0	42,571	0	42,571	0%	42,571	0	0%	
1600-0002 - SPORTING GROUNDS & OVALS OPERATIONS Total	226,539	0	226,539	(347,248)	573,787	-153%	(521,930)	(748,469)	67%	
1650-0002 - PARKS & GARDENS OPERATIONS										
1650-0003 - PARKS & GARDENS INCOME	0	0	0	(56,388)	56,388	0%	(56,388)	(56,388)	100%	C/fwd Grant Funds from 2019/20 - Crown Lands
1651-0003 - PARKS & GARDENS EXPENSES	296,717	0	296,717	95,934	200,783	32%	353,105	56,388	27%	
1675-0003 - DEPRECIATION - PARKS & GARDENS	32,037	0	32,037	0	32,037	0%	32,037	0	0%	
1650-0002 - PARKS & GARDENS OPERATIONS Total	328,754	0	328,754	39,546	289,208	12%	328,754	0	12%	
1700-0002 - SHOWGROUND - RACECOURSE OPERATIONS										
1700-0003 - SHOWGROUND - RACECOURSE INCOME	(38,684)	0	(38,684)	(1,069,303)	1,030,619	2,764%	(1,484,152)	(1,445,468)	72%	C/fwd Grant Funds from 2019/20 - Equestrian Centre
1701-0003 - SHOWGROUND - RACECOURSE EXPENSES	237,156	0	237,156	63,241	173,915	27%	237,380	224	27%	Adjusted to actual charges levied
1725-0003 - DEPRECIATION - SHOWGROUND-RACECOURSE	50,184	0	50,184	0	50,184	0%	50,184	0	0%	
1700-0002 - SHOWGROUND - RACECOURSE OPERATIONS Total	248,656	0	248,656	(1,006,062)	1,254,718	-405%	(1,196,588)	(1,445,244)	84%	
1400-0001 - RECREATION & CULTURE Total	1,613,561	0	1,613,561	(1,174,815)	2,788,376	-73%	(590,164)	(2,203,725)	199%	
1750-0001 - MINING MANUFACTURING & CONSTRUCTION										
1750-0002 - BUILDING CONTROL OPERATIONS										
1750-0003 - BUILDING CONTROL INCOME	0	0	0	(404)	404	0%	0	0	0%	
1751-0003 - BUILDING CONTROL EXPENSES	523	0	523	253	270	48%	523	0	48%	
1750-0002 - BUILDING CONTROL OPERATIONS Total	523	0	523	(151)	674	-29%	523	0	-29%	
1800-0002 - MT FOSTER QUARRY OPERATIONS										
1800-0003 - MT FOSTER QUARRY INCOME	(5,228)	0	(5,228)	(1,268)	(3,960)	24%	(6,183)	(955)	21%	Income from sundry sales
1801-0003 - MT FOSTER QUARRY EXPENSES	20,543	0	20,543	4,255	16,288	21%	20,523	(20)	21%	Adjusted to actual charges levied
1820-0003 - DEPRECIATION - MT FOSTER QUARRY	0	0	0	0	0	0%	0	0	0%	
1800-0002 - MT FOSTER QUARRY OPERATIONS Total	15,315	0	15,315	2,987	12,328	20%	14,340	(975)	21%	
1900-0002 - GRAVEL PITS OPERATIONS										
1900-0003 - GRAVEL PITS INCOME	(100,000)	0	(100,000)	0	(100,000)	0%	(100,000)	0	0%	
1901-0003 - GRAVEL PITS EXPENDITURE	90,000	0	90,000	0	90,000	0%	90,000	0	0%	
1900-0002 - GRAVEL PITS OPERATIONS Total	(10,000)	0	(10,000)	0	(10,000)	0%	(10,000)	0	0%	
1750-0001 - MINING MANUFACTURING & CONSTRUCTION Total	5,838	0	5,838	2,836	3,002	49%	4,863	(975)	58%	
2000-0001 - TRANSPORT & COMMUNICATION										
2000-0002 - LOCAL ROADS & BRIDGES M&R										
2000-0003 - LOCAL SHIRE ROADS - INCOME	(982,887)	0	(982,887)	0	(982,887)	0%	(2,941,895)	(1,959,008)	0%	Adjusted to grant allocation received from LRCIP & Fixing Local Roads
2005-0003 - LOCAL SHIRE BRIDGES - INCOME	0	0	0	0	0	0%	(858,220)	(858,220)	0%	C/fwd Grant Funds from 2019/20 - Wonbobbie Bridge Replacement
2010-0003 - URBAN SEALED ROADS - M & R	55,319	0	55,319	18,962	36,357	34%	55,319	0	34%	
2045-0003 - DEPRECIATION - URBAN SEALED ROADS	142,227	0	142,227	0	142,227	0%	142,227	0	0%	
2050-0003 - URBAN UNSEALED ROADS - M & R	26,461	0	26,461	7,652	18,809	29%	26,461	0	29%	
2095-0003 - DEPRECIATION - URBAN UNSEALED ROADS	5,866	0	5,866	0	5,866	0%	5,866	0	0%	
2100-0003 - RURAL SEALED ROADS - M & R	367,200	0	367,200	133,764	233,436	36%	367,200	0	36%	
2145-0003 - DEPRECIATION - RURAL SEALED ROADS	621,095	0	621,095	0	621,095	0%	621,095	0	0%	
2150-0003 - RURAL UNSEALED ROADS - M & R	1,020,000	0	1,020,000	252,647	767,353	25%	1,020,000	0	25%	
2195-0003 - DEPRECIATION - RURAL UNSEALED ROADS	213,670	0	213,670	0	213,670	0%	213,670	0	0%	
2200-0003 - RURAL SHIRE BRIDGES - M & R	15,300	0	15,300	2,316	12,984	15%	15,300	0	15%	
2245-0003 - DEPRECIATION - RURAL BRIDGES	123,482	0	123,482	0	123,482	0%	123,482	0	0%	
2000-0002 - LOCAL ROADS & BRIDGES M&R Total	1,607,733	0	1,607,733	415,341	1,192,392	26%	(1,209,495)	(2,817,228)	-34%	

	Annual Original Budget	Variance From Original	Annual Amended Budget	Actuals Incl Commitments	Budget Remaining	% Expended Current	Annual Proposed Budget	Adjustment Required	% Expended Proposed	Comment on Adjustment
2250-0002 - REGIONAL ROADS & BRIDGES M & R										
2250-0003 - REGIONAL ROADS - INCOME	(1,654,000)	0	(1,654,000)	(822,187)	(831,813)	50%	(2,055,187)	(401,187)	40%	C/fwd Grant Funds from 2019/20 and Regional Roads Repair Grant to account
2260-0003 - REGIONAL SEALED ROADS - M & R	667,029	0	667,029	222,632	444,397	33%	668,216	1,187	33%	
2275-0003 - DEPRECIATION - REGIONAL SEALED ROADS	612,164	0	612,164	0	612,164	0%	612,164	0	0%	
2280-0003 - REGIONAL UNSEALED ROADS - M & R	99,243	0	99,243	22,751	76,492	23%	99,243	0	23%	
2295-0003 - DEPRECIATION - REGIONAL UNSEALED RDS	24,303	0	24,303	0	24,303	0%	24,303	0	0%	
2300-0003 - REGIONAL BRIDGES - M & R	16,728	0	16,728	411	16,317	2%	16,728	0	2%	
2345-0003 - DEPRECIATION - REGIONAL BRIDGES	56,567	0	56,567	0	56,567	0%	56,567	0	0%	
2250-0002 - REGIONAL ROADS & BRIDGES M & R Total	(177,966)	0	(177,966)	(576,393)	398,427	324%	(577,966)	(400,000)	100%	
2350-0002 - STATE HIGHWAY 11 - RMS WORKS										
2350-0003 - SH 11 - RMCC - INCOME	(156,616)	0	(156,616)	27,646	(184,262)	-18%	0	156,616	0%	No longer involved with State Highway 11
2351-0003 - SH 11 - RMCC - EXPENSES	156,616	0	156,616	(0)	156,616	0%	0	(156,616)	0%	
2355-0003 - SH 11 - WORK ORDERS - INCOME	0	0	0	0	0	0%	0	0	0%	
2356-0003 - SH 11 - WORK ORDER - EXPENSES	0	0	0	0	(0)	0%	0	0	0%	
2350-0002 - STATE HIGHWAY 11 - RMS WORKS Total	0	0	0	27,646	(27,646)	0%	0	0	0%	
2400-0002 - PARKING AREAS										
2400-0002 - PARKING AREAS	5,100	0	5,100	0	5,100	0%	5,100	0	0%	
2400-0002 - PARKING AREAS Total	5,100	0	5,100	0	5,100	0%	5,100	0	0%	
2450-0002 - FOOTPATHS & CYCLEWAYS										
2455-0003 - FOOTPATHS & CYCLEWAYS - EXPENSES	35,700	0	35,700	19,162	16,538	54%	35,700	0	54%	
2495-0003 - DEPRECIATION - FOOTPATHS & CYCLEWAYS	52,086	0	52,086	0	52,086	0%	52,086	0	0%	
2450-0002 - FOOTPATHS & CYCLEWAYS Total	87,786	0	87,786	19,162	68,624	22%	87,786	0	22%	
2500-0002 - KERB & GUTTERING										
2505-0003 - KERB & GUTTERING - EXPENSES	26,138	0	26,138	0	26,138	0%	26,138	0	0%	
2500-0002 - KERB & GUTTERING Total	26,138	0	26,138	0	26,138	0%	26,138	0	0%	
2550-0002 - AERODROMES										
2550-0003 - AERODROMES - INCOME	(8,600)	0	(8,600)	(151,698)	143,098	1,764%	(2,292,810)	(2,284,210)	7%	C/fwd Grant Funds from 2019/20
2555-0003 - AERODROMES - EXPENSES	80,047	0	80,047	27,975	52,072	35%	82,111	2,064	34%	Adjusted to actual rates & charges levied
2570-0003 - DEPRECIATION - AERODROMES	19,049	0	19,049	0	19,049	0%	19,049	0	0%	
2550-0002 - AERODROMES Total	90,496	0	90,496	(123,723)	214,219	-137%	(2,191,650)	(2,282,146)	6%	
2600-0002 - BUS SHELTERS										
2605-0003 - BUS SHELTERS - EXPENSES	2,101	0	2,101	0	2,101	0%	2,101	0	0%	
2620-0003 - DEPRECIATION - BUS SHELTERS	362	0	362	0	362	0%	362	0	0%	
2600-0002 - BUS SHELTERS Total	2,463	0	2,463	0	2,463	0%	2,463	0	0%	
2650-0002 - ANCILLARY SERVICES										
2655-0003 - WARREN TOWN ANCILLARY - EXPENSES	57,467	0	57,467	8,809	48,658	15%	57,467	0	15%	
2660-0003 - NEVERTIRE VILLAGE ANCILLARY EXPENSES	20,000	0	20,000	5,867	14,133	29%	20,000	0	29%	
2670-0003 - COLLIE VILLAGE ANCILLARY EXPENSES	17,970	0	17,970	5,194	12,776	29%	17,970	0	29%	
2680-0003 - RURAL ADDRESSING EXPENSES	2,000	0	2,000	0	2,000	0%	2,000	0	0%	
2690-0003 - DEPRECIATION - ANCILLARY SERVICES	9,147	0	9,147	0	9,147	0%	9,147	0	0%	
2650-0002 - ANCILLARY SERVICES Total	106,584	0	106,584	19,870	86,714	19%	106,584	0	19%	
2000-0001 - TRANSPORT & COMMUNICATION Total	1,748,334	0	1,748,334	(218,097)	1,966,431	-12%	(3,751,040)	(5,499,374)	6%	

	Annual Original Budget	Variance From Original	Annual Amended Budget	Actuals Incl Commitments	Budget Remaining	% Expended Current	Annual Proposed Budget	Adjustment Required	% Expended Proposed	Comment on Adjustment
2700-0001 - ECONOMIC AFFAIRS										
2750-0002 - TOURISM & AREA PROMOTION										
2750-0003 - TOURISM & AREA PROMOTION - INCOME	(1,500)	0	(1,500)	0	(1,500)	0%	0	1,500	0%	
2755-0003 - INFORMATION CENTRE - EXPENSES	32,827	0	32,827	2,892	29,935	9%	31,327	(1,500)	9%	
2760-0003 - OTHER AREA PROMOTION - EXPENSES	0	0	0	0	0	0%	0	0	0%	
2790-0003 - DEPRECIATION - TOURIM & AREA PROMOTE	10,262	0	10,262	0	10,262	0%	10,262	0	0%	
2750-0002 - TOURISM & AREA PROMOTION Total	41,589	0	41,589	2,892	38,697	7%	41,589	0	7%	
2800-0002 - SALEYARDS & MARKETS										
2800-0003 - SALEYARDS - EXPENSES	806	0	806	358	448	44%	881	75	41%	
2800-0002 - SALEYARDS & MARKETS Total	806	0	806	358	448	44%	881	75	41%	
2850-0002 - ECONOMIC DEVELOPMENT										
2850-0003 - ECONOMIC DEVELOPMENT - INCOME	0	0	0	(1,557,183)	1,557,183	0%	(3,257,183)	(3,257,183)	48%	C/fwd Grant Funds from 2019/20 - MDBA & Drought Communities Round 2
2855-0003 - ECONOMIC DEVELOP EMPLOYEE EXPENSES	232,875	0	232,875	67,045	165,830	29%	232,875	0	29%	
2860-0003 - ECONOMIC DEVELOPMENT PROGRAM EXPENSE	30,000	0	30,000	35,840	(5,840)	119%	1,231,809	1,201,809	3%	Drought Communities Round 2 Expenses
2850-0002 - ECONOMIC DEVELOPMENT Total	262,875	0	262,875	(1,454,298)	1,717,173	-553%	(1,792,499)	(2,055,374)	81%	
2900-0002 - PRIVATE WORKS										
2900-0003 - PRIVATE WORKS - INCOME	(75,276)	0	(75,276)	(1,291)	(73,985)	2%	(75,276)	0	2%	
2905-0003 - PRIVATE WORKS - EXPENSES	62,730	0	62,730	1,741	60,989	3%	62,730	0	3%	
2900-0002 - PRIVATE WORKS Total	(12,546)	0	(12,546)	450	(12,996)	-4%	(12,546)	0	-4%	
2910-0002 - EMPLOYEE DEBTORS										
2910-0004 - EMPLOYEE DEBTORS TO BE RAISED	0	0	0	105	(105)	0%	0	0	0%	
2910-0002 - EMPLOYEE DEBTORS Total	0	0	0	105	(105)	0%	0	0	0%	
2920-0002 - OTHER BUSINESS UNDERTAKINGS										
2920-0003 - OTHER BUSINESS NEI - INCOME	(52,432)	0	(52,432)	(13,040)	(39,392)	25%	(52,439)	(7)	25%	Adjusted to actual rent income charged
2922-0003 - OTHER BUSINESS NEI - EXPENSES	102,112	0	102,112	55,136	46,977	54%	96,565	(5,547)	57%	Adjusted to actual rates & charges levied
2995-0003 - DEPRECIATION - OTHER BUSINESS NEI	47,614	0	47,614	0	47,614	0%	47,614	0	0%	
2920-0002 - OTHER BUSINESS UNDERTAKINGS Total	97,294	0	97,294	42,096	55,198	43%	91,740	(5,554)	46%	
2700-0001 - ECONOMIC AFFAIRS Total	390,018	0	390,018	(1,408,397)	1,798,415	-361%	(1,670,835)	(2,060,853)	84%	
2997-0001 - GENERAL FUND - NEW LOANS										
2997-0003 - SWIMMING POOL REFURBISHMENT LOAN	(750,000)	0	(750,000)	0	(750,000)	0%	(750,000)	0	0%	
2997-0001 - GENERAL FUND - NEW LOANS Total	(750,000)	0	(750,000)	0	(750,000)	0%	(750,000)	0	0%	
2998-0001 - INTERNAL RESTRICTED FUNDS - CAPITAL										
2998-1997-0305 - Restricted Funds - Council Chambers	0	0	0	(956,753)	956,753	0%	(1,266,360)	(1,266,360)	76%	Internal Restricted Funds to account
2998-1997-0470 - Restricted Funds - Heavy Plant	0	0	0	0	0	0%	(547,428)	(547,428)	0%	Internal Restricted Funds to account
2998-1997-0800 - Restricted Funds - DWM - Ewenmar Dep	0	0	0	0	0	0%	(102,880)	(102,880)	0%	Internal Restricted Funds to account
2998-1997-2050 - Restricted Funds - Nevertire Sts Upg	0	0	0	(50,000)	50,000	0%	(50,000)	(50,000)	100%	Internal Restricted Funds to account
2998-1997-2200 - Restricted Funds - Bridge Renewal	0	0	0	0	0	0%	(300,000)	(300,000)	0%	Internal Restricted Funds to account
2998-1997-2210 - Restricted Funds - Overflow Bridge	0	0	0	0	0	0%	(85,000)	(85,000)	0%	Internal Restricted Funds to account
2998-0001 - INTERNAL RESTRICTED FUNDS - CAPITAL Total	0	0	0	(1,006,753)	1,006,753	0%	(2,351,668)	(2,351,668)	43%	

	Annual Original Budget	Variance From Original	Annual Amended Budget	Actuals Incl Commitments	Budget Remaining	% Expended Current	Annual Proposed Budget	Adjustment Required	% Expended Proposed	Comment on Adjustment
2999-0001 - DEPRECIATION ESTIMATE BALANCE ITEM										
2999-0002 - DEPRECIATION ESTIMATE BALANCE ITEM	(3,315,067)	0	(3,315,067)	0	(3,315,067)	0%	(3,315,067)	0	0%	
2999-0001 - DEPRECIATION ESTIMATE BALANCE ITEM Total	(3,315,067)	0	(3,315,067)	0	(3,315,067)	0%	(3,315,067)	0	0%	
3040-0002 - INVENTORIES & OTHER ASSET - CURRENT										
3060-0004 - EMPLOYEE TOOLS PURCHASES	3,869	0	3,869	4,741	(872)	123%	3,869	0	123%	
3040-0002 - INVENTORIES & OTHER ASSET - CURRENT Total	3,869	0	3,869	4,741	(872)	123%	3,869	0	123%	
3000-0001 - CURRENT ASSETS Total	3,869	0	3,869	4,741	(872)	123%	3,869	0	123%	
3200-0002 - PROPERTY PLANT & EQUIPMENT ASSETS										
3210-4000-0100 - Engineering - P&E - Traffic Counters	5,000	0	5,000	0	5,000	0%	5,000	0	0%	
3210-4000-0200 - Depot - P&E - CCTV Installation	38,150	0	38,150	0	38,150	0%	38,150	0	0%	
3210-4020-0005 - Administration - OE - Purchases	33,773	0	33,773	32,011	1,762	95%	33,773	0	95%	
3210-4040-0005 - Admin - F&F - Purchases	0	0	0	1,572	(1,572)	0%	0	0	0%	
3210-4100-0005 - Council Building Renovations/Fitout	0	0	0	956,753	(956,753)	0%	1,266,360	1,266,360	76%	Balance of Internal Restricted Funds to account
3210-4120-0005 - Depot Improvements	0	0	0	2,147	(2,147)	0%	0	0	0%	
3210-0004 - ADMINISTRATION - CAPITAL EXPENSES	76,923	0	76,923	992,484	(915,561)	1,290%	1,343,283	1,266,360	74%	
3310-4120-0005 - Ewenmar Waste Depot - Upgrade	0	0	0	18,490	(18,490)	0%	258,538	258,538	7%	Balance of Internal Restricted & Grant Funds to account
3310-0004 - ENVIRONMENT - CAPITAL EXPENSES	0	0	0	18,490	(18,490)	0%	258,538	258,538	7%	
3330-4100-0005 - Dwellings Construction X 2	0	0	0	47,301	(47,301)	0%	134,000	134,000	35%	Balance of contract payments
3330-4100-0010 - Sale of 56 Garden Avenue Dwelling	0	0	0	0	0	0%	(190,000)	(190,000)	0%	Proposed sale to account
3330-4120-0100 - Warren Lawn Cemetery - Stage 3	90,000	0	90,000	0	90,000	0%	90,000	0	0%	
3330-0004 - HOUSING & COMMUNITY -CAPITAL EXPENSES	90,000	0	90,000	47,301	42,699	53%	34,000	(56,000)	139%	
3360-4005-0015 - Swimming Pool Refurbishment	750,000	0	750,000	692,303	57,697	92%	750,000	0	92%	
3360-4005-0020 - Disabled Lift - Swimming Pool	0	0	0	0	0	0%	10,000	10,000	0%	Grant expenditure to account
3360-4010-0015 - Gym Equipment - Sports Complex	9,625	0	9,625	290	9,335	3%	9,625	0	3%	
3360-4010-0020 - Evaporative Aircon - Sports Complex	13,800	0	13,800	0	13,800	0%	13,800	0	0%	
3360-4010-0030 - Bain Marie - Sports Complex	2,400	0	2,400	1,242	1,158	52%	2,400	0	52%	
3360-4010-0035 - Projector & Screen - Sports Complex	3,600	0	3,600	1,726	1,874	48%	3,600	0	48%	
3360-4010-0040 - TV Antenna & Ports - Sports Complex	1,800	0	1,800	1,127	673	63%	1,800	0	63%	
3360-4010-0045 - Wireless Scoreboard - Sports Complex	8,000	0	8,000	0	8,000	0%	8,000	0	0%	
3360-4015-0010 - Carter Oval Redevelopment	0	0	0	293,948	(293,948)	0%	1,256,499	1,256,499	23%	Grant expenditure to account
3360-4015-0015 - Warren Skate Park Construction	0	0	0	4,361	(4,361)	0%	0	0	0%	
3360-4015-0016 - Shade Sails - Skate Park Tables/BBQ	0	0	0	30,950	(30,950)	0%	15,469	15,469	200%	Grant expenditure to account
3360-4015-0017 - Carter Oval Cricket Facilities	0	0	0	80,584	(80,584)	0%	125,000	125,000	64%	Grant expenditure to account
3360-4015-0020 - Splash Park - Carter Oval	0	0	0	52,132	(52,132)	0%	608,000	608,000	9%	Grant expenditure to account
3360-4030-0010 - Enhancing Equestrian Horse Events	0	0	0	602,262	(602,262)	0%	1,445,468	1,445,468	42%	Grant expenditure to account
3360-4050-0005 - Warren CBD - Toilet Installation	0	0	0	48,762	(48,762)	0%	161,942	161,942	30%	Grant expenditure to account
3360-4050-0010 - Netball Courts - Synthetic Grass	0	0	0	0	0	0%	30,000	30,000	0%	Grant expenditure to account
3360-4050-0015 - Victoria Park - LED Lights	0	0	0	0	0	0%	274,166	274,166	0%	Grant expenditure to account
3360-4050-0020 - Skate Park - Shade Shelter	0	0	0	19,367	(19,367)	0%	108,391	108,391	18%	Grant expenditure to account
3360-4050-0025 - Racecourse Upgrades	0	0	0	153,739	(153,739)	0%	112,292	112,292	137%	Grant expenditure to account
3360-4050-0030 - Pathway Structures	0	0	0	0	0	0%	29,792	29,792	0%	Grant expenditure to account
3360-4050-0035 - Warren Cemetery Upgrade - Toilet	0	0	0	0	0	0%	82,292	82,292	0%	Grant expenditure to account
3360-0004 - RECREATION - CAPITAL EXPENSES	789,225	0	789,225	1,982,793	(1,193,568)	251%	5,048,536	4,259,311	39%	

	Annual Original Budget	Variance From Original	Annual Amended Budget	Actuals Incl Commitments	Budget Remaining	% Expended Current	Annual Proposed Budget	Adjustment Required	% Expended Proposed	Comment on Adjustment
3420-4320-0001 - Urban Sealed Roads - Reseals	52,530	0	52,530	0	52,530	0%	52,530	0	0%	
3420-4320-0004 - Footpath Replacement	7,956	0	7,956	0	7,956	0%	7,956	0	0%	
3420-4320-0005 - CBD Improvement	0	0	0	19,372	(19,372)	0%	0	0	0%	
3420-4320-0010 - Warren Town Streets Upgrade	254,030	0	254,030	0	254,030	0%	254,030	0	0%	
3420-4320-0104 - Warren Aerodrome Land Sales	0	0	0	(1,779)	1,779	0%	0	0	0%	
3420-4320-0110 - Airport Redevelopment	0	0	0	294,229	(294,229)	0%	2,284,210	2,284,210	13%	Grant expenditure to account
3420-4320-0200 - Nevertire Village Streets Upgrade	0	0	0	104,154	(104,154)	0%	90,000	90,000	116%	Balance of Internal Restricted & Grant Funds to account
3420-4320-2000 - Rural Sealed Roads - Reseals	550,800	0	550,800	4,545	546,255	1%	550,800	0	1%	
3420-4320-2004 - Nevertire-Bogan Rd - Seg 02	0	0	0	13,209	(13,209)	0%	610,400	610,400	2%	Grant expenditure to account
3420-4320-2008 - Old Warren Road - Seg 22 & 24	0	0	0	38,228	(38,228)	0%	712,400	712,400	5%	Grant expenditure to account
3420-4320-2010 - Ellengerah Road - Seg 20	0	0	0	0	0	0%	432,200	432,200	0%	Grant expenditure to account
3420-4320-2012 - Dandaloo Rd (Tyrie Rd) - Seg 00 & 02	0	0	0	0	0	0%	244,008	244,008	0%	Grant expenditure to account
3420-4320-3000 - Rural Unsealed Roads - Resheeting	408,000	0	408,000	25,887	382,113	6%	328,000	(80,000)	8%	To Dandaloo Rd (Tyrie Rd) - Seg 00 & 02 above
3420-4320-4000 - Regional Sealed Roads - Reseals	200,000	0	200,000	113,675	86,325	57%	200,000	0	57%	
3420-4320-4003 - RR 333 - Carinda Rd - Repair Program	0	0	0	0	0	0%	0	0	0%	
3420-4320-4004 - RR 333 - Carinda Road - Intersection	0	0	0	69,247	(69,247)	0%	100,000	100,000	69%	Adjusted to anticipated expense
3420-4320-4010 - RR 347 - Collie-Trangie Rd - Rehab	600,000	0	600,000	13,175	586,825	2%	800,000	200,000	2%	Regional Roads Repair Grant to account
3420-4320-5502 - Tenandra Bridge Renewal - RR7515	0	0	0	47,721	(47,721)	0%	50,000	50,000	95%	Adjusted to anticipated expense
3420-4320-5517 - Newe Park Bridge Renewal - RR7515	0	0	0	30,869	(30,869)	0%	50,000	50,000	62%	Adjusted to anticipated expense
3420-4320-6000 - Wonbobbie Bridge Renewal - SR30	0	0	0	735,791	(735,791)	0%	1,158,220	1,158,220	64%	Balance of Internal Restricted & Grant Funds to account
3420-4320-6010 - Overflow Bridge - Major Repair -SR65	0	0	0	0	0	0%	85,000	85,000	0%	Balance of Internal Restricted Funds to account
3420-0004 - TRANSPORT - CAPITAL EXPENSES	2,073,316	0	2,073,316	1,508,323	564,993	73%	8,009,754	5,936,438	19%	
3440-4000-0001 - Heavy Plant Purchases	750,000	0	750,000	81,572	668,428	11%	1,297,428	547,428	6%	Balance of Internal Restricted Funds to account
3440-4000-0010 - Plant Purchases - Misc Items	0	0	0	2,307	(2,307)	0%	0	0	0%	
3440-4001-0001 - Heavy Plant Trade Ins	(250,000)	0	(250,000)	0	(250,000)	0%	(114,274)	135,726	0%	Adjusted to actual sale prices on items below
I-4001-0012 - Plant 12 - Sale	0	0	0	(61,477)	61,477	0%	(61,477)	(61,477)	100%	
I-4001-0013 - Plant 13 - Sale	0	0	0	(42,531)	42,531	0%	(42,531)	(42,531)	100%	
I-4001-0030 - Plant 30 - Sale	0	0	0	(12,536)	12,536	0%	(12,536)	(12,536)	100%	
I-4001-0034 - Plant 34 - Sale	0	0	0	(5,623)	5,623	0%	(5,623)	(5,623)	100%	
I-4001-0071 - Plant 71 - Sale	0	0	0	(898)	898	0%	(898)	(898)	100%	
I-4001-0080 - Plant 80 - Sale	0	0	0	(1,667)	1,667	0%	(1,667)	(1,667)	100%	
I-4001-0087 - Plant 87 - Sale	0	0	0	(230)	230	0%	(230)	(230)	100%	
I-4001-0088 - Plant 88 - Sale	0	0	0	(2,805)	2,805	0%	(2,805)	(2,805)	100%	
I-4001-0095 - Plant 95 - Sale	0	0	0	(6,441)	6,441	0%	(6,441)	(6,441)	100%	
3440-4001-0155 - Plant 155 - Sale	0	0	0	(1,518)	1,518	0%	(1,518)	(1,518)	100%	
3440-4010-0001 - Light Plant Purchases	233,000	0	233,000	151,390	81,610	65%	233,000	0	65%	
3440-4011-0001 - Light Plant Trade Ins	(113,000)	0	(113,000)	0	(113,000)	0%	(113,000)	0	0%	
3440-0004 - COUNCIL PLANT - CAPITAL EXPENSES	620,000	0	620,000	99,542	520,458	16%	1,167,428	547,428	9%	
3200-0002 - PROPERTY PLANT & EQUIPMENT ASSETS Total	3,649,464	0	3,649,464	4,648,932	(999,468)	127%	15,861,539	12,212,075	29%	
3550-0002 - BORROWINGS - CURRENT										
3550-0002 - BORROWINGS - CURRENT	96,513	0	96,513	28,030	68,483	29%	96,513	0	29%	
3550-0002 - BORROWINGS - CURRENT Total	96,513	0	96,513	28,030	68,483	29%	96,513	0	29%	
1 - General Fund Total	0	0	0	(5,323,350)	5,323,350	0%	0	0	0%	

	Annual Original Budget	Variance From Original	Annual Amended Budget	Actuals Incl Commitments	Budget Remaining	% Expended Current	Annual Proposed Budget	Adjustment Required	% Expended Proposed	Comment on Adjustment
2 - Water Supply Fund										
4000-0001 - WATER SUPPLIES										
4000-0002 - WATER FUND - INCOME										
4000-0003 - WATER FUND - GRANTS & SUBSIDIES	(10,418)	0	(10,418)	(8,999)	(1,419)	86%	(778,764)	(768,346)	1%	C/fwd Grant Funds from 2019/20
4010-0003 - WATER FUND - ANNUAL CHARGES	(513,328)	0	(513,328)	(515,060)	1,732	100%	(512,480)	848	101%	Adjusted to actual water charges levied
4030-0003 - WATER FUND - USER CHARGES	(316,361)	0	(316,361)	(388)	(315,973)	0%	(316,837)	(476)	0%	Adjusted to anticipated income
4050-0003 - WATER FUND - OTHER INCOME	(2,615)	0	(2,615)	(200)	(2,415)	8%	(2,987)	(372)	7%	Adjusted to anticipated income
4060-0003 - WATER FUND - INTEREST INCOME	(5,595)	0	(5,595)	(703)	(4,892)	13%	(3,464)	2,131	20%	Adjusted to anticipated income due to falling interest rates
4000-0002 - WATER FUND - INCOME Total	(848,317)	0	(848,317)	(525,350)	(322,967)	62%	(1,614,532)	(766,215)	33%	
4080-0002 - WATER FUND - LOAN FUNDS										
4080-0002 - WATER FUND - LOAN FUNDS	(750,000)	0	(750,000)	0	(750,000)	0%	(750,000)	0	0%	
4080-0002 - WATER FUND - LOAN FUNDS Total	(750,000)	0	(750,000)	0	(750,000)	0%	(750,000)	0	0%	
4099-0002 - WATER FUND - RESTRICTED FUNDS										
4099-0002 - WATER FUND - RESTRICTED FUNDS	0	0	0	0	0	0%	(2,131)	(2,131)	0%	Balancing item for water fund
4099-0002 - WATER FUND - RESTRICTED FUNDS Total	0	0	0	0	0	0%	(2,131)	(2,131)	0%	
4100-0002 - WATER FUND - EXPENSES										
4100-0003 - WATER FUND - MANAGEMENT EXPENSES	125,850	0	125,850	31,463	94,388	25%	125,850	0	25%	
4200-0003 - WATER FUND - MAINS	189,720	0	189,720	71,475	118,245	38%	189,720	0	38%	
4220-0003 - WATER FUND - RESERVOIRS	71,400	0	71,400	1,278	70,122	2%	71,400	0	2%	
4230-0003 - WATER FUND - PUMP STATIONS	218,670	0	218,670	22,272	196,398	10%	218,670	0	10%	
4240-0003 - WATER FUND - WATER TREATMENT	91,800	0	91,800	15,002	76,798	16%	91,800	0	16%	
4250-0003 - WATER FUND - OTHER EXPENSES	66,300	0	66,300	5,769	60,531	9%	66,300	0	9%	
4300-0003 - WATER FUND - MISCELLANEOUS EXPENSES	37,747	0	37,747	20,281	17,466	54%	37,747	0	54%	
4350-0003 - WATER FUND - DEPRECIATION	263,034	0	263,034	0	263,034	0%	263,034	0	0%	
4100-0002 - WATER FUND - EXPENSES Total	1,064,521	0	1,064,521	167,540	896,981	16%	1,064,521	0	16%	
4399-0002 - DEPRECIATION ESTIMATE BALANCING ITEM										
4399-0002 - DEPRECIATION ESTIMATE BALANCING ITEM	(263,034)	0	(263,034)	0	(263,034)	0%	(263,034)	0	0%	
4399-0002 - DEPRECIATION ESTIMATE BALANCING ITEM Total	(263,034)	0	(263,034)	0	(263,034)	0%	(263,034)	0	0%	
4499-0002 - WATER FUND - NON-CURRENT ASSETS										
4580-4320-0005 - Nevertire Reservoir Refurbishment	750,000	0	750,000	0	750,000	0%	750,000	0	0%	
4580-4320-0010 - Water Mains Renewals	46,830	0	46,830	0	46,830	0%	46,830	0	0%	
4580-4320-0040 - Ellengerah Reservoir - Cross Connect	0	0	0	0	0	0%	0	0	0%	
4580-4320-0050 - Groundwater Augmentation Expenses	0	0	0	292,562	(292,562)	0%	768,346	768,346	38%	Grant expenditure to account
4499-0002 - WATER FUND - NON-CURRENT ASSETS Total	796,830	0	796,830	292,562	504,268	37%	1,565,176	768,346	19%	
2 - Water Supply Fund Total	0	0	0	(65,247)	65,247	0%	0	0	0%	

	Annual Original Budget	Variance From Original	Annual Amended Budget	Actuals Incl Commitments	Budget Remaining	% Expended Current	Annual Proposed Budget	Adjustment Required	% Expended Proposed	Comment on Adjustment
3 - Sewerage Fund										
5000-0001 - SEWERAGE SERVICES										
5000-0002 - SEWERAGE FUND - INCOME										
5000-0003 - SEWERAGE FUND - GRANTS & SUBSIDIES	(2,558,513)	0	(2,558,513)	(8,181)	(2,550,332)	0%	(2,637,765)	(79,252)	0%	Restart NSW Grant adjusted to actual
5010-0003 - SEWERAGE FUND - ANNUAL CHARGES	(509,274)	0	(509,274)	(504,018)	(5,256)	99%	(503,415)	5,859	100%	Adjusted to actual sewerage charges levied
5030-0003 - SEWERAGE FUND - USER CHARGES	(42,025)	0	(42,025)	0	(42,025)	0%	(42,025)	0	0%	
5050-0003 - SEWERAGE FUND - OTHER INCOME	(2,824)	0	(2,824)	(280)	(2,544)	10%	(2,824)	0	10%	
5060-0003 - SEWERAGE FUND - INTEREST INCOME	(69,717)	0	(69,717)	(5,937)	(63,780)	9%	(26,589)	43,128	22%	Adjusted to anticipated income due to falling interest rates
5000-0002 - SEWERAGE FUND - INCOME Total	(3,182,353)	0	(3,182,353)	(518,416)	(2,663,937)	16%	(3,212,618)	(30,265)	16%	
5080-0002 - SEWERAGE FUND - NEW LOANS										
5080-0002 - SEWERAGE FUND - NEW LOANS	(2,500,000)	0	(2,500,000)	0	(2,500,000)	0%	(2,500,000)	0	0%	
5080-0002 - SEWERAGE FUND - NEW LOANS Total	(2,500,000)	0	(2,500,000)	0	(2,500,000)	0%	(2,500,000)	0	0%	
5099-0002 - SEWERAGE FUND - RESTRICTED FUNDS										
5099-0002 - SEWERAGE FUND - RESTRICTED FUNDS	(306,787)	0	(306,787)	0	(306,787)	0%	(1,328,574)	(1,021,787)	0%	Balancing item for sewerage fund
5099-0002 - SEWERAGE FUND - RESTRICTED FUNDS Total	(306,787)	0	(306,787)	0	(306,787)	0%	(1,328,574)	(1,021,787)	0%	
5100-0002 - SEWERAGE FUND - EXPENSES										
5100-0003 - SEWERAGE FUND - MANAGEMENT EXPENSES	129,152	0	129,152	32,288	96,864	25%	129,152	0	25%	
5200-0003 - SEWERAGE FUND - MAINS EXPENSES	112,200	0	112,200	2,097	110,103	2%	112,200	0	2%	
5250-0003 - SEWERAGE FUND - PUMP STATIONS	164,938	0	164,938	12,420	152,518	8%	164,938	0	8%	
5280-0003 - SEWERAGE FUND - TREATMENT WORKS	123,450	0	123,450	29,930	93,520	24%	123,450	0	24%	
5300-0003 - SEWERAGE FUND - MISCELLANEOUS	159,400	0	159,400	5,977	153,423	4%	159,636	236	4%	Adjusted to actual charges levied
5350-0003 - SEWERAGE FUND - DEPRECIATION	240,141	0	240,141	0	240,141	0%	240,141	0	0%	
5100-0002 - SEWERAGE FUND - EXPENSES Total	929,281	0	929,281	82,711	846,570	9%	929,517	236	9%	
5399-0002 - DEPRECIATION ESTIMATE BALANCING ITEM										
5399-0002 - DEPRECIATION ESTIMATE BALANCING ITEM	(240,141)	0	(240,141)	0	(240,141)	0%	(240,141)	0	0%	
5399-0002 - DEPRECIATION ESTIMATE BALANCING ITEM Total	(240,141)	0	(240,141)	0	(240,141)	0%	(240,141)	0	0%	
5499-0002 - SEWERAGE FUND - NON-CURRENT ASSETS										
5580-4320-0001 - Restart NSW - Treat Works Upgrade	5,100,000	0	5,100,000	30,547	5,069,453	1%	6,150,000	1,050,000	0%	Adjusted to anticipated final cost of upgrade
5580-4320-0002 - Sewerage Mains Renewals	200,000	0	200,000	0	200,000	0%	200,000	0	0%	
5580-4320-4000 - Sewerage Pumps - New Purchases	0	0	0	1,816	(1,816)	0%	1,816	1,816	100%	Adjusted to actual expenses
5499-0002 - SEWERAGE FUND - NON-CURRENT ASSETS Total	5,300,000	0	5,300,000	32,363	5,267,637	1%	6,351,816	1,051,816	1%	
3 - Sewerage Fund Total	0	0	0	(403,342)	403,342	0%	0	0	0%	
Total	0	0	0	(5,791,940)	5,791,940	0%	0	0	0%	

WARREN SHIRE COUNCIL
Report of the Divisional Manager Engineering Services
to the Ordinary Meeting of Council to be held in the
Council Chambers, Warren, on Thursday 22nd October 2020

ITEM 1 PUMPS, BORES AND RESERVOIRS – STAFFORD STREET RESERVOIR (W2-1)

RECOMMENDATION

That the information be received and noted.

PURPOSE

To advise Council that works to isolate the Stafford Street Reservoir will also result in the decommissioning of the Stafford Street Standpipe.

BACKGROUND

In order to fully isolate and drain the Stafford Street Reservoir and allow it to dry prior to the painting of the mural.

REPORT

The isolation of Stafford Street Reservoir requires the closing of a number of additional isolation valves. This will result in the Standpipe at Stafford Street being disabled.

FINANCIAL AND RESOURCE IMPLICATIONS

No financial or resource implications identified.

LEGAL IMPLICATIONS

No Legal implications identified.

RISK IMPLICATIONS

No risks are identified.

STAKEHOLDER CONSULTATION

Article to be published in the newspaper and advertised on social media and the Council Webpage to advise the public that the Standpipe will no longer be in use and that all water collections will be available from the Ellengerah Road Standpipes.

OPTIONS

If required in an emergency, the Standpipe can be reactivated with minimal effort.

CONCLUSION

This report confirms the isolation of Stafford Street Reservoir and Standpipe.

LINK TO POLICY AND / OR COMMUNITY STRATEGIC PLAN

N/A.

SUPPORTING INFORMATION

N/A.

ATTACHMENTS:

N/A.

WARREN SHIRE COUNCIL
Notice of Motion
to the Ordinary Meeting of Council to be held in the
Council Chambers, Warren, on Thursday 22nd October 2020

ITEM 1 NOTICE OF MOTION

(F8-3.2, S1-8.2/52, S1-8.2/58 ,S19-2)

I wish to request that Council is provided with detailed reports from staff to provide advice on the following areas of concern identifying the stages of development, the issues identified, the cost incurred to date and from future works to repair and the time it may take to resolve the delivery of the:

1. Provide an update on the levee bank behind dental surgery, the Barsons Engineer's plan and what is the plan if a flood comes;
2. The two (2) houses that Council are building, update on what has gone wrong and where we go from here, has Council accepted either of the houses and who pays costs to complete/repair; and
3. The Warren War Memorial Swimming Pool painting and resurfacing, why it has taken so long, what the original contract was and when will the pool be filled with water.

The public has raised concern that these items are not being undertaken, completed or delivered within reasonable time frames and as a Councillor, I am concerned that Council needs to receive accurate information from its staff to make an assessment.

Reason: This request is due to the following concerns and community feedback.

Proposed: Councillor B Williamson

Date: 13th October 2020